Regione Siciliana

Monitoraggio vaccinazione

Riepilogo generale

fonte dati:
Per le somministrazioni: Vax center Poste
Per i target dei residenti : Popolazione ISTAT a gennaio 2021

27/12/2020 - 12/08/2021

Giorni di vaccinazione

229

Regione Siciliana

Riepilogo delle vaccinazioni effettuate a residenti e a non residenti

Selezioni

Fascie di età= 70-79, 80->, Totale, ... [9 items selected]

Somministrazioni complessive per vaccino

Vaccino ● ASTRAZENECA ● JANSSEN ● MODERNA ● PFIZER ● Somministrazioni cumulate

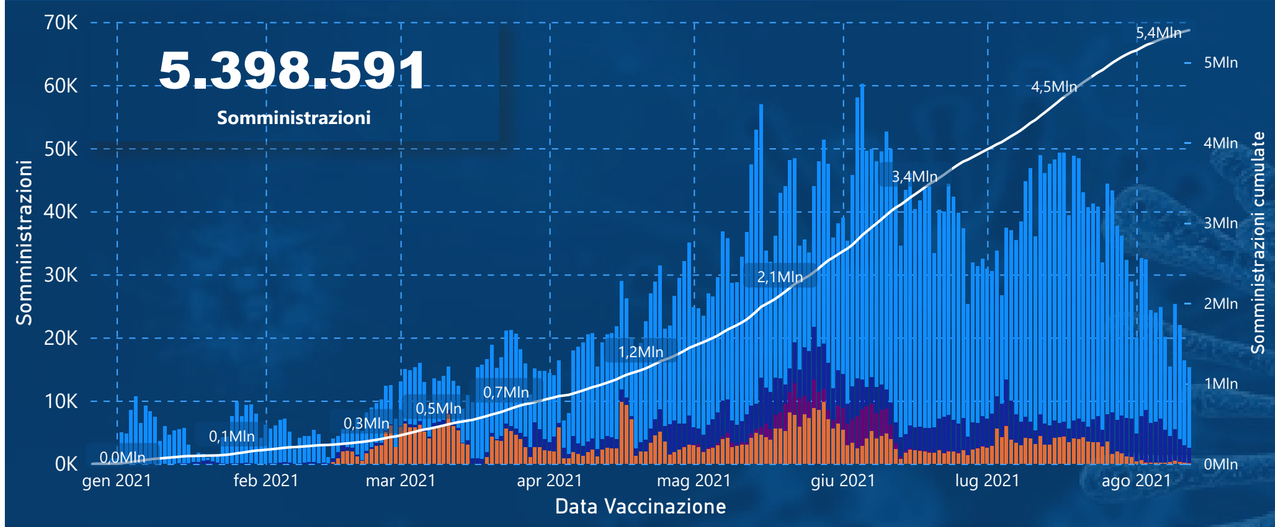

Somministrazioni complessive per dose

27/12/2020 - 12/08/2021

Dose Somministrazione ● 1 ● 2

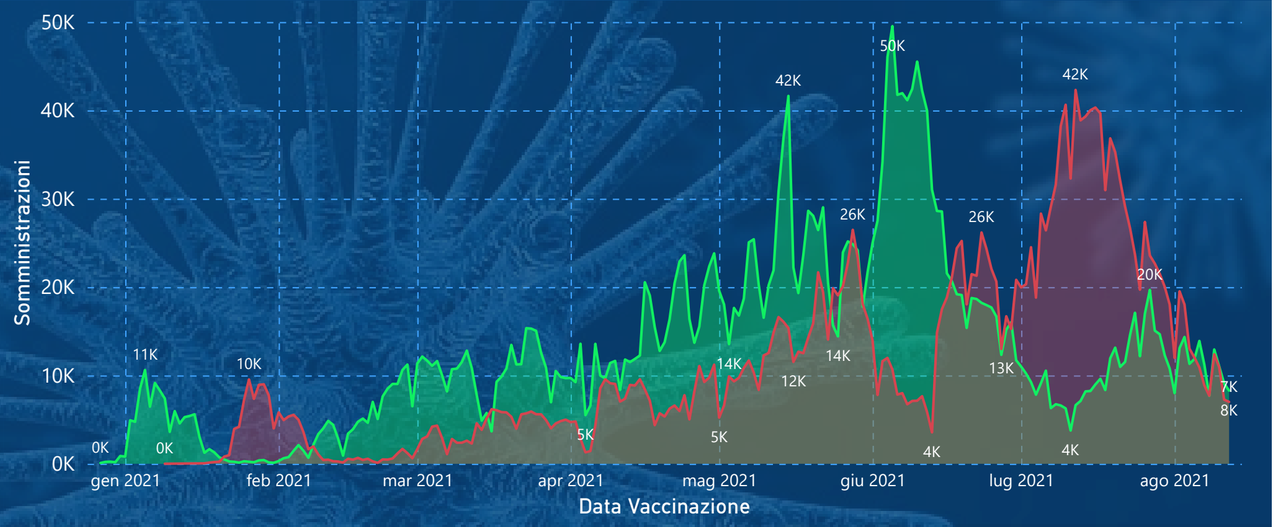

Somministrazioni per Vaccino

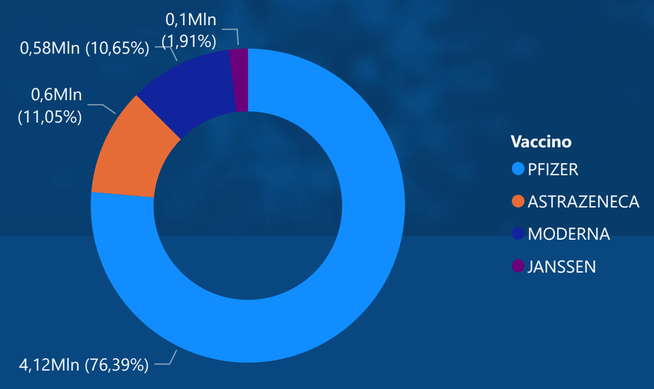

Dose	1		2		Totale	
Vaccino	Somm.	%	Somm.	%	Somm.	%
PFIZER	2.219.696	41,12%	1.904.116	35,27%	**4.123.812**	**76,39%**
ASTRAZENECA	320.005	5,93%	276.386	5,12%	**596.391**	**11,05%**
MODERNA	338.292	6,27%	236.768	4,39%	**575.060**	**10,65%**
JANSSEN	103.328	1,91%			**103.328**	**1,91%**
Totale	**2.981.321**	**55,22%**	**2.417.270**	**44,78%**	**5.398.591**	**100,00%**

Dosi ● 1 ● 2

Trend mensile della media giornaliera e delle somministrazioni

● Media somministrazioni ● Somministrazioni

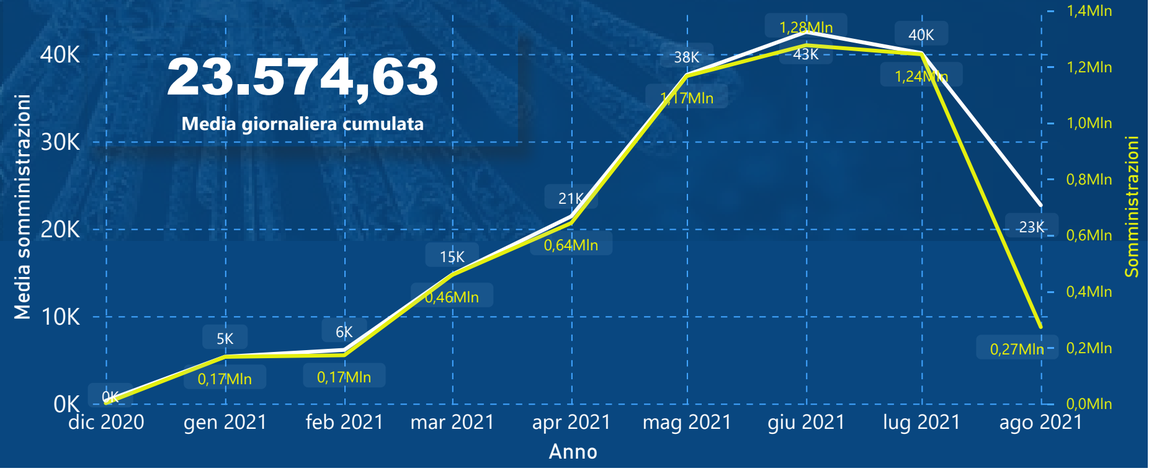

Regione Siciliana

Somministrazioni per centri di vaccinazione a residenti e non residenti

Selezioni

Fascia di età = Tutte

27/12/2020 - 12/08/2021

Somministrazioni per provincia

Categoria centro	Centro di vaccinazione					HUB					Punto di vaccinazione					Totale
Centro vaccinazione	ASTRAZENECA	JANSSEN	MODERNA	PFIZER	Totale	ASTRAZENECA	JANSSEN	MODERNA	PFIZER	Totale	ASTRAZENECA	JANSSEN	MODERNA	PFIZER	Totale	
PALERMO	17453	1187	2951	350429	**372020**	102443	26955	108662	574676	**812736**	40444	3485	65581	166012	**275522**	**1460278**
CATANIA	11071	181	6738	416551	**434541**	44375	10707	17127	308372	**380581**	54711	2917	76944	154950	**289522**	**1104644**
MESSINA	13312	5532	20508	189314	**228666**	28596	4854	33477	207619	**274546**	12739	2134	25681	99133	**139687**	**642899**
TRAPANI	35037	4267	13952	199911	**253167**	15765	3306	6215	136517	**161803**	10213	998	31612	34706	**77529**	**492499**
AGRIGENTO	5544	37	3646	111435	**120662**	16280	5841	7905	170006	**200032**	35074	2939	34363	77521	**149897**	**470591**
SIRACUSA	3102	330	7159	98333	**108924**	15486	5192	6441	109074	**136193**	28108	2824	24680	80402	**136014**	**381131**
RAGUSA	517		3824	45688	**50029**	35250	3974	4948	202542	**246714**	9766	2920	24579	38426	**75691**	**372434**
CALTANISSETTA	7897	1731	4648	60177	**74453**	27930	5831	18689	135295	**187745**	3887	30	4802	13375	**22094**	**284292**
ENNA	20673	5155	16600	141054	**183482**						718		3328	2294	**6340**	**189822**
Totale	**114606**	**18420**	**80026**	**1612892**	**1825944**	**286125**	**66660**	**203464**	**1844101**	**2400350**	**195660**	**18247**	**291570**	**666819**	**1172296**	**5398590**

Vaccinazioni per centri e dose

Dose Somministrazione 1 2

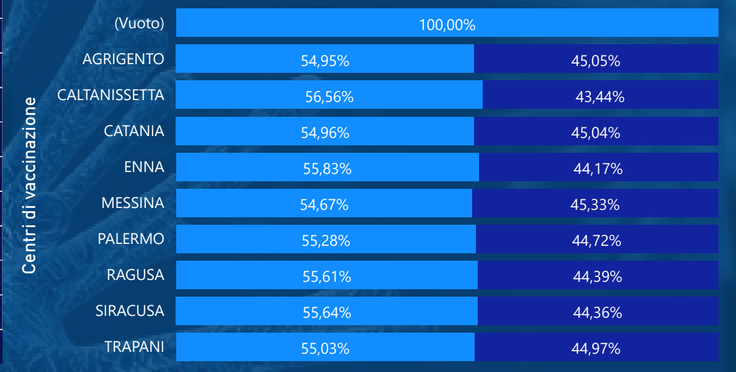

Somministrazioni per provincia e vaccino

Vaccino ASTRAZENECA JANSSEN MODERNA PFIZER

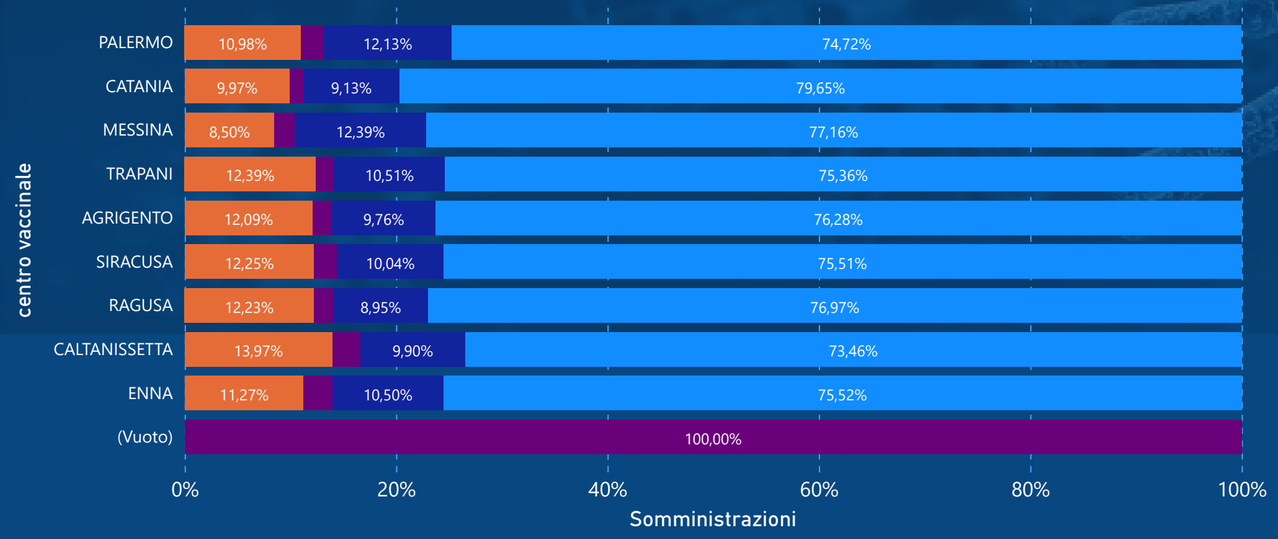

% incidenza su vaccinazioni regionali per Provincia

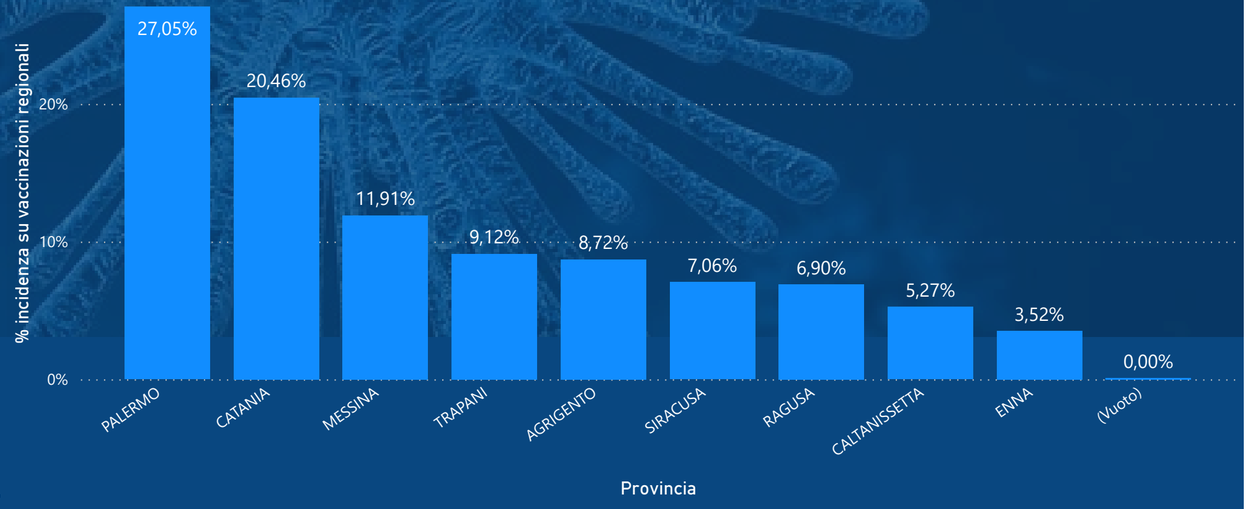

Regione Siciliana

Soggetti vaccinati con almeno una dose residenti e non residenti

27/12/2020 - 12/08/2021

Selezioni

Fascie di età= 70-79, 80->, Totale, ... [9 items selected]

Soggetti vaccinati per genere con almeno con una dose

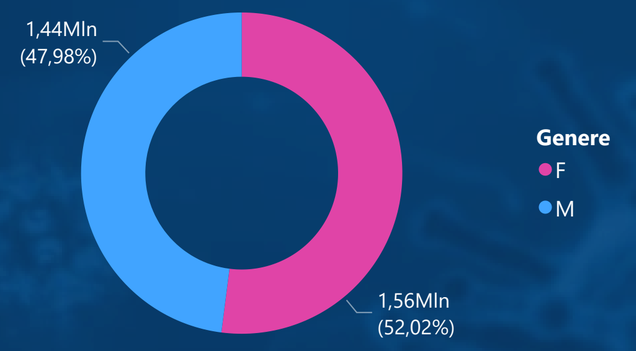

Soggetti vaccinati per fascia di età con almeno una dose

Vaccino	ASTRAZENECA			JANSSEN			MODERNA			PFIZER			Totale		
Fascia	Vaccinati	% Riga	% Colonna	Vaccinati	% Riga	% Colonna	Vaccinati	% Riga	% Colonna	Vaccinati	% Riga	% Colonna	Vaccinati	% Riga	% Colonna
12-19	2526	1,46%	0,78%	9013	5,20%	8,72%	12639	7,29%	3,68%	150955	87,10%	6,66%	173313	100,00%	5,77%
20-29	10955	3,17%	3,39%	15523	4,49%	15,02%	36684	10,60%	10,67%	286389	82,78%	12,64%	345952	100,00%	11,51%
30-39	19507	5,64%	6,03%	14720	4,25%	14,25%	37508	10,84%	10,91%	277410	80,17%	12,25%	346035	100,00%	11,51%
40-49	42726	9,47%	13,21%	22372	4,96%	21,65%	53014	11,75%	15,43%	339155	75,16%	14,97%	451231	100,00%	15,01%
50-59	62073	11,51%	19,19%	21533	3,99%	20,84%	61738	11,45%	17,96%	402730	74,68%	17,78%	539257	100,00%	17,94%
60-69	101656	20,84%	31,43%	15171	3,11%	14,68%	52616	10,79%	15,31%	322672	66,14%	14,24%	487853	100,00%	16,23%
70-79	83565	21,57%	25,84%	4873	1,26%	4,72%	47431	12,25%	13,80%	254180	65,62%	11,22%	387332	100,00%	12,89%
80->	391	0,14%	0,12%	123	0,04%	0,12%	42056	15,30%	12,24%	232320	84,53%	10,26%	274840	100,00%	9,15%
Totale	**323399**	**10,76%**	**100,00%**	**103328**	**3,44%**	**100,00%**	**343684**	**11,44%**	**100,00%**	**2265308**	**75,38%**	**100,00%**	**3005308**	**100,00%**	**100,00%**

Soggetti per fascia di età e Genere

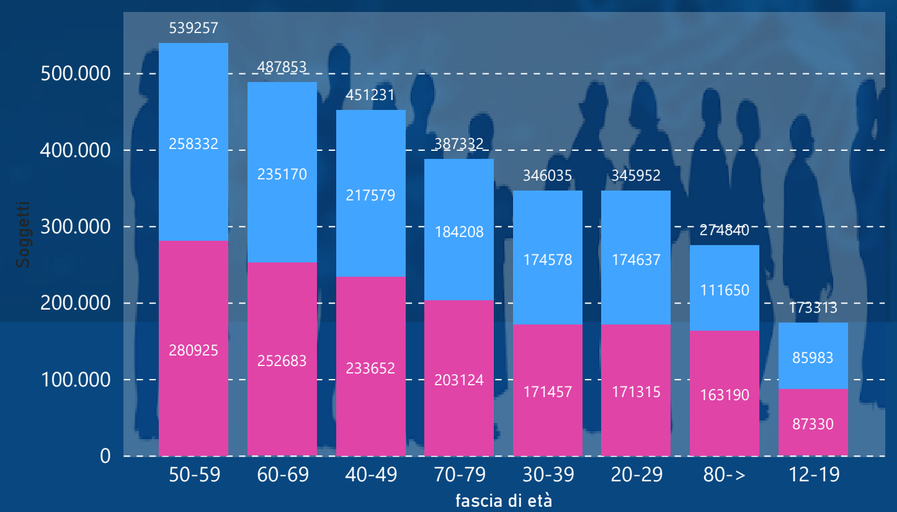

Vaccinazioni per fasce di età e dose

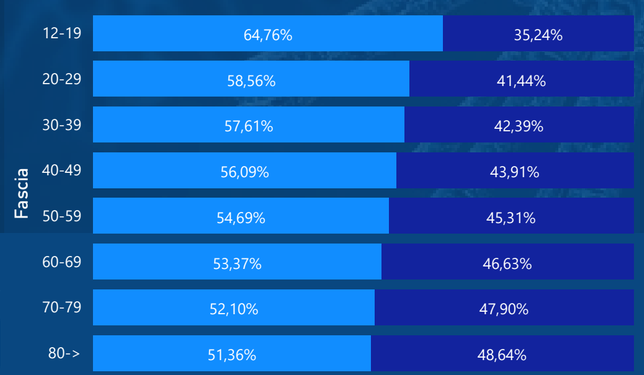

Vaccinati per fascia di età e vaccino con almeno una dose

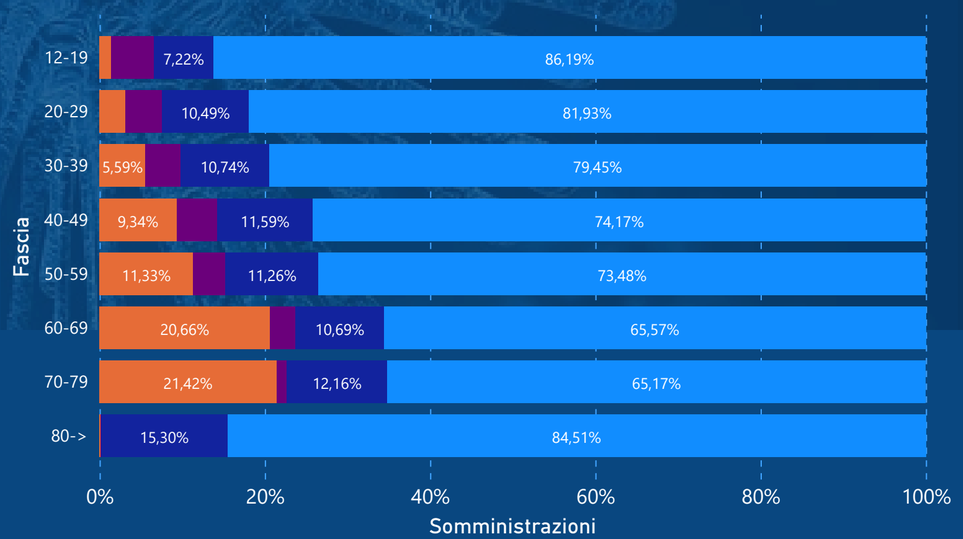

Regione Siciliana

Trend prime dosi a residenti e non residenti

27/12/2020 - 12/08/2021

Selezioni

Fascia di età = Tutte

Trend prime dosi cumulate per fasce di età

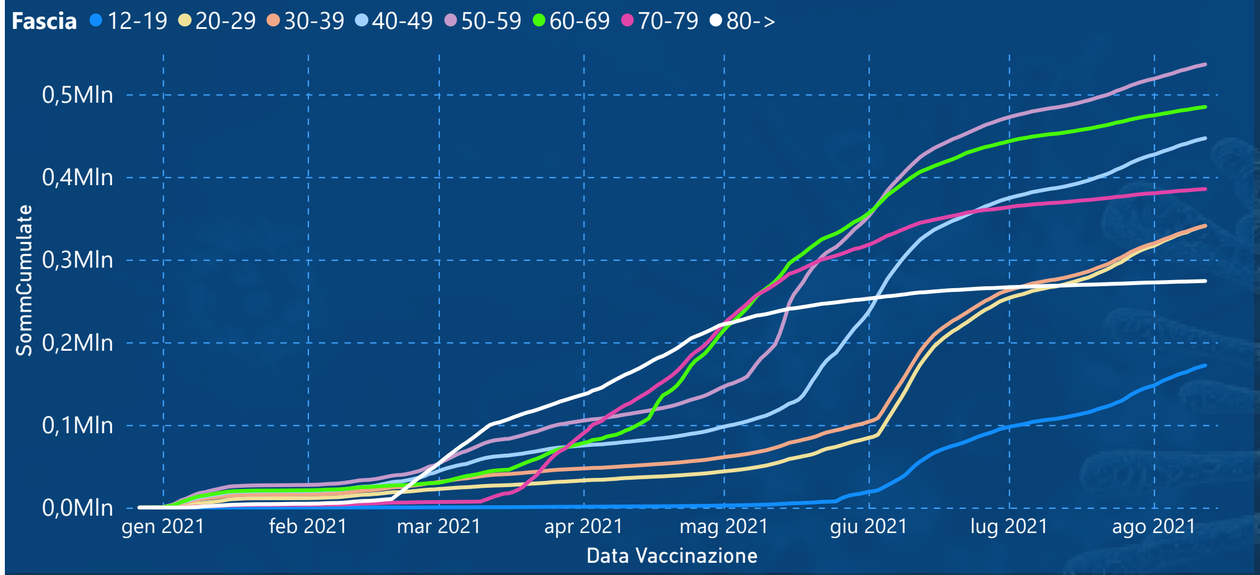

Media mobile a 7 gg delle prime dosi per fasce di età

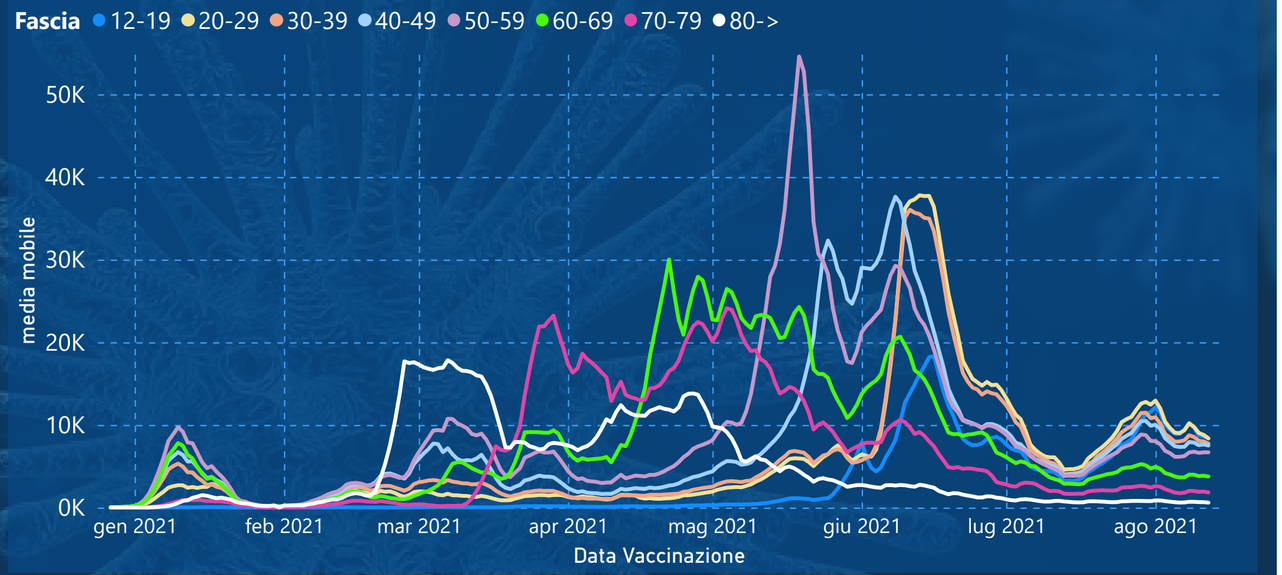

Settimana corrente

06/08/2021-12/08/2021

Settimana precedente

30/07/2021-05/08/2021

Prime dosi

Vaccino	Settimana precedente	Settimana corrente	Delta	%
ASTRAZENECA	14	7	-7	-50,00%
JANSSEN	166	132	-34	-20,48%
MODERNA	38036	25087	-12949	-34,04%
PFIZER	43448	48934	5486	12,63%
Totale	**81664**	**74160**	**-7504**	**-9,19%**

Prime dosi

Fascia	Settimana precedente	Settimana corrente	Delta	%
12-19	16097	13953	-2144	-13,32%
20-29	16374	13904	-2470	-15,08%
30-39	14237	12734	-1503	-10,56%
40-49	13032	12208	-824	-6,32%
50-59	10862	10957	95	0,87%
60-69	6614	6271	-343	-5,19%
70-79	3267	3060	-207	-6,34%
80->	1181	1073	-108	-9,14%
Totale	**81664**	**74160**	**-7504**	**-9,19%**

Prime dosi

Centro vaccinazione	Settimana precedente	Settimana corrente	Delta	%
		1	1	Infinito
AGRIGENTO	7732	6845	-887	-11,47%
CALTANISSETTA	4817	3478	-1339	-27,80%
CATANIA	16264	14289	-1975	-12,14%
ENNA	2484	1959	-525	-21,14%
MESSINA	9067	8566	-501	-5,53%
PALERMO	20749	21102	353	1,70%
RAGUSA	6262	4844	-1418	-22,64%
SIRACUSA	6590	6452	-138	-2,09%
Totale	**81664**	**74160**	**-7504**	**-9,19%**

Regione Siciliana

Residenti in regione vaccinati con almeno una dose

27/12/2020 - 12/08/2021

Selezioni

Regione residenza = Sicilia Fascia di età = Tutte

Target residenti vs vaccinati per fascia di età

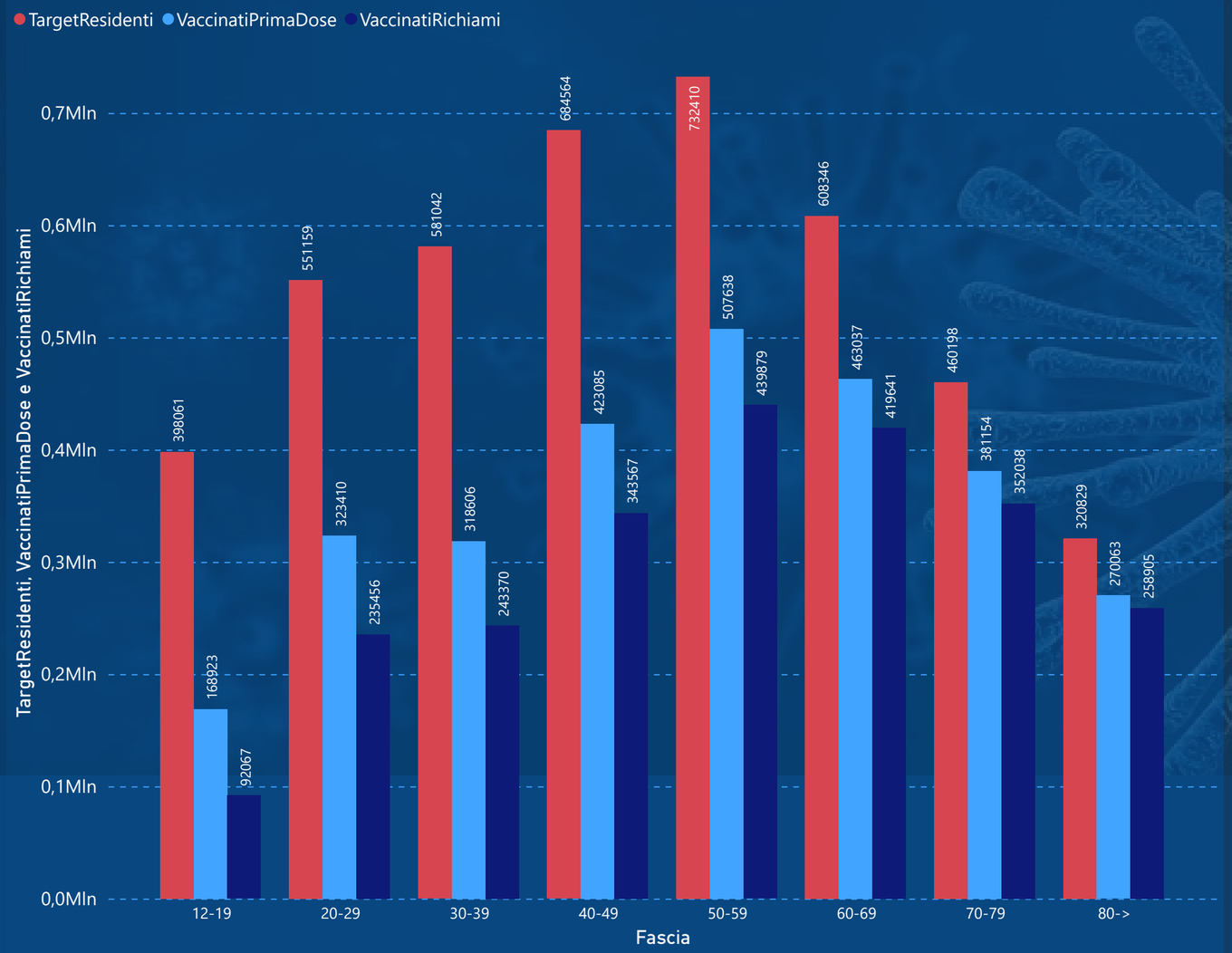

I dati sulle vaccinazioni al numeratore sono aggregati per residenza anagrafica registrata sul sistema Poste. TARGET (denominatore) sono i residenti Istat 2021, i VACCINATI TOTALI sono i soggetti con almeno una dose ovunque siano stati vaccinati in Sicilia. Prima dose e richiami riportano i soggetti ovunque siano stati vaccinati in Sicilia

Target residenti vaccinati per fascia di età

Fascia	Target	Vaccinati totali	%	Prima dose	% Prima	Richiami	% Richiami	Da vaccinare	% da vaccinare
12-19	398061	169289	42,53%	168923	42,44%	92067	23,13%	228772	57,47%
20-29	551159	336466	61,05%	323410	58,68%	235456	42,72%	214693	38,95%
30-39	581042	334359	57,54%	318606	54,83%	243370	41,89%	246683	42,46%
40-49	684564	441933	64,56%	423085	61,80%	343567	50,19%	242631	35,44%
50-59	732410	533034	72,78%	507638	69,31%	439879	60,06%	199376	27,22%
60-69	608346	482932	79,38%	463037	76,11%	419641	68,98%	125414	20,62%
70-79	460198	384675	83,59%	381154	82,82%	352038	76,50%	75523	16,41%
80->	320829	273856	85,36%	270063	84,18%	258905	80,70%	46973	14,64%
Totale	**4336609**	**2956535**	**68,18%**	**2855916**	**65,86%**	**2384923**	**55,00%**	**1380074**	**31,82%**

Target residenti vaccinati per provincia di residenza

Provincia	Target	Vaccinati totali	%	Prima dose	% Prima	Richiami	% Richiami	Non vaccinati	% da vaccinare
Messina	552104	346948	62,84%	334514	60,59%	284585	51,55%	205156	37,16%
Siracusa	346931	218288	62,92%	212808	61,34%	174222	50,22%	128643	37,08%
Catania	948073	601708	63,47%	576509	60,81%	491186	51,81%	346365	36,53%
Caltanissetta	227481	156227	68,68%	149524	65,73%	120505	52,97%	71254	31,32%
Enna	143632	100153	69,73%	96422	67,13%	79142	55,10%	43479	30,27%
Trapani	377904	263945	69,84%	254876	67,44%	214495	56,76%	113959	30,16%
Ragusa	280607	197987	70,56%	191467	68,23%	156811	55,88%	82620	29,44%
Palermo	1081341	793075	73,34%	771404	71,34%	638241	59,02%	288266	26,66%
Agrigento	378536	278568	73,59%	268392	70,90%	225736	59,63%	99968	26,41%
Totale	**4336609**	**2956535**	**68,18%**	**2855916**	**65,86%**	**2384923**	**55,00%**	**1380074**	**31,82%**

Regione Siciliana

Target per provincia di residenza

27/12/2020 - 12/08/2021

Selezioni

Regione residenza = Sicilia Fascia di età = Tutte

Per "Vaccinati" si intendono i vaccinati con almeno una dose

TARGET VACCINANDI PER COMUNE E FASCE DI ETA'

Fascia	12-19			20-29			30-39			40-49			50-59			60-69			70-79			80->			Totale		
Provincia	Target	Vaccinati	%	Target	Vaccinati	%	Target	Vaccinati	%	Target	Vaccinati	%	Target	Vaccinati	%	Target	Vaccinati	%	Target	Vaccinati	%	Target	Vaccinati	%	Target	Vaccinati	%
Agrigento	35131	18261	51,98%	49282	32687	66,33%	48996	30961	63,19%	57694	40344	69,93%	63913	49765	77,86%	52548	44112	83,95%	40430	35241	87,17%	30542	27198	89,05%	378536	278568	73,59%
Palermo	102366	50973	49,79%	137604	92779	67,42%	144652	93767	64,82%	172171	122419	71,10%	182705	141734	77,58%	151301	125264	82,79%	113982	98666	86,56%	76560	67478	88,14%	1081341	793075	73,34%
Ragusa	25867	11579	44,76%	37033	22623	61,09%	40662	23465	57,71%	45847	30666	66,89%	46109	34938	75,77%	36837	30911	83,91%	28073	24852	88,53%	20179	18954	93,93%	280607	197987	70,56%
Trapani	33642	14696	43,68%	48557	28642	58,99%	47693	27627	57,93%	58540	38917	66,48%	63487	47942	75,51%	52213	42828	82,03%	42915	36727	85,58%	30857	26567	86,10%	377904	263945	69,84%
Enna	12668	5970	47,13%	18631	11719	62,90%	18272	10564	57,82%	20934	13611	65,02%	24376	18010	73,88%	20937	16809	80,28%	15401	13113	85,14%	12413	10357	83,44%	143632	100153	69,73%
Caltanissetta	22066	10047	45,53%	30591	18784	61,40%	29429	16872	57,33%	34258	22200	64,80%	38637	28792	74,52%	31675	25637	80,94%	23871	19924	83,47%	16954	13971	82,41%	227481	156227	68,68%
Catania	90151	31949	35,44%	123460	70145	56,82%	132753	70934	53,43%	152347	91781	60,24%	159038	108832	68,43%	132116	100144	75,80%	94304	75862	80,44%	63904	52061	81,47%	948073	601708	63,47%
Siracusa	30953	11160	36,05%	41936	22567	53,81%	46847	23504	50,17%	56924	32495	57,08%	58884	39815	67,62%	48376	36665	75,79%	38894	31526	81,06%	24117	20556	85,23%	346931	218288	62,92%
Messina	45217	14664	32,43%	64065	36576	57,09%	71738	36722	51,19%	85849	49568	57,74%	95261	63268	66,42%	82343	60610	73,61%	62328	48802	78,30%	45303	36738	81,09%	552104	346948	62,84%
Totale	**398061**	**169289**	**42,53%**	**551159**	**336466**	**61,05%**	**581042**	**334359**	**57,54%**	**684564**	**441933**	**64,56%**	**732410**	**533034**	**72,78%**	**608346**	**482932**	**79,38%**	**460198**	**384675**	**83,59%**	**320829**	**273856**	**85,36%**	**4336609**	**2956535**	**68,18%**

% su target vaccinati per provincia di residenza

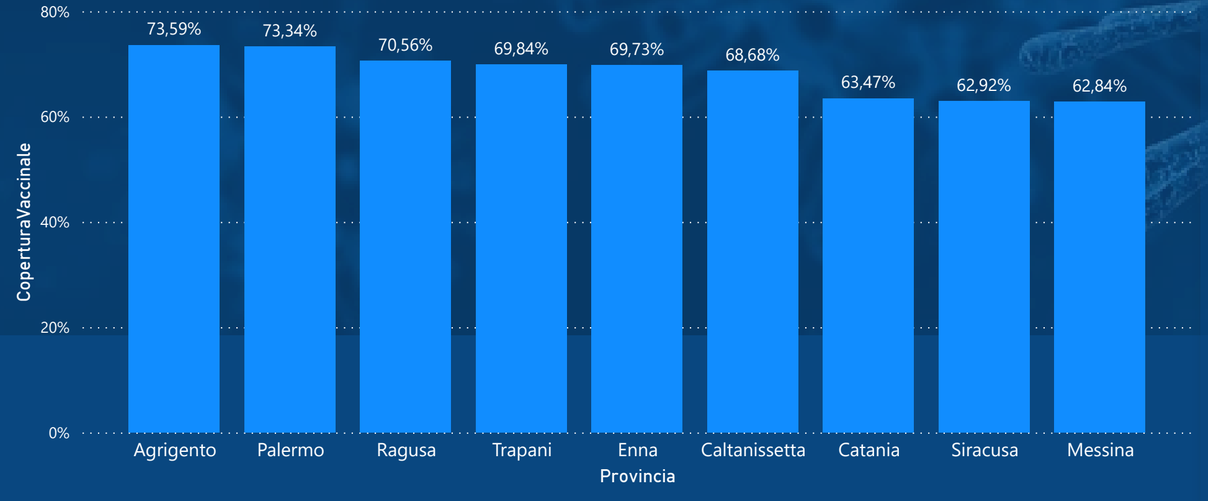

Copertura per provincia

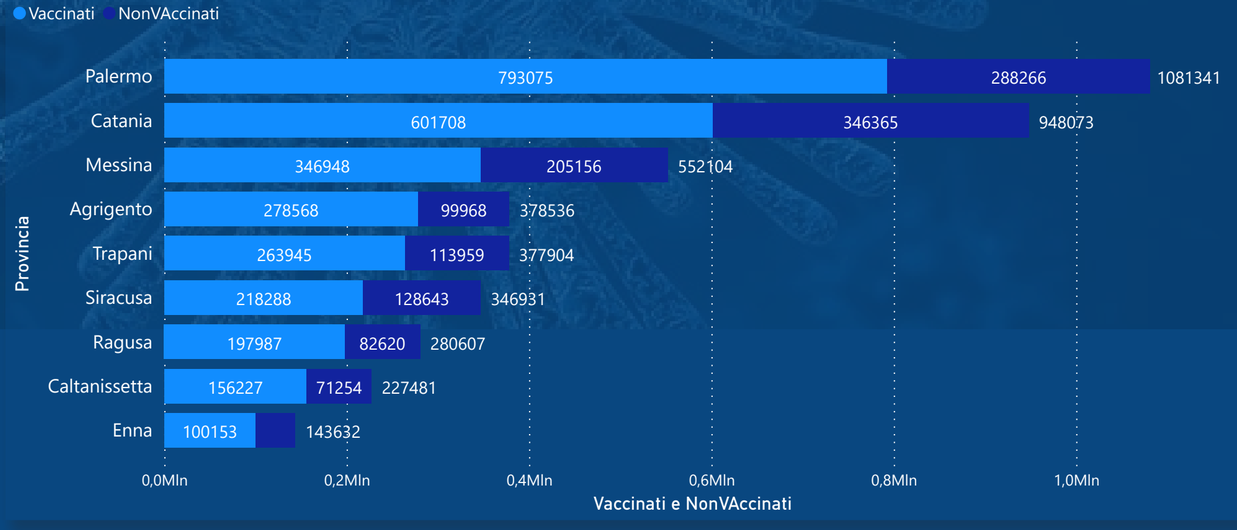

Regione Siciliana

Vaccinazioni effettuate dalla Regione Sicilia

27/12/2020 - 12/08/2021

Selezioni

Fascia di età = Tutte

Per "Vaccinati" si intendono i vaccinati con almeno una dose

Vaccinati per vaccino

Vaccino	Vaccinati
ASTRAZENECA	323399
JANSSEN	103328
MODERNA	343684
PFIZER	2265308
Totale	**3005308**

Somministrazioni per vaccino

Vaccino	1	2	Totale
ASTRAZENECA	320.005	276.386	**596.391**
JANSSEN	103.328		**103.328**
MODERNA	338.292	236.768	**575.060**
PFIZER	2.219.696	1.904.116	**4.123.812**
Totale	**2.981.321**	**2.417.270**	**5.398.591**

Territorio di residenza

Regione	Vaccinati
	99659
Abruzzo	405
Basilicata	208
Calabria	3191
Campania	2410
Emilia-Romagna	3012
Friuli-Venezia Giulia	560
Lazio	4448
Liguria	672
Lombardia	12361
Marche	352
Molise	99
Piemonte	3471
Puglia	1478
Sardegna	464
Sicilia	2956535
Toscana	2127
Trentino-Alto Adige/Südtirol	337
Umbria	346
Valle d'Aosta/Vallée d'Aoste	58
Veneto	1969
Totale	**3005308**

Somministrazioni per residenza

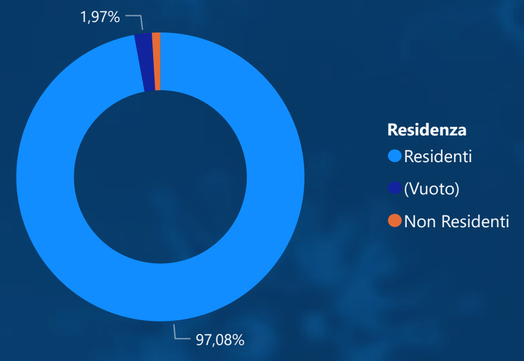

Centri vaccinazione

Città	Vaccinati
	1
AGRIGENTO	263902
CALTANISSETTA	162514
CATANIA	611250
ENNA	107108
MESSINA	357714
PALERMO	814551
RAGUSA	209178
SIRACUSA	215289
TRAPANI	275628
Totale	**3005308**

Copertura vaccinale

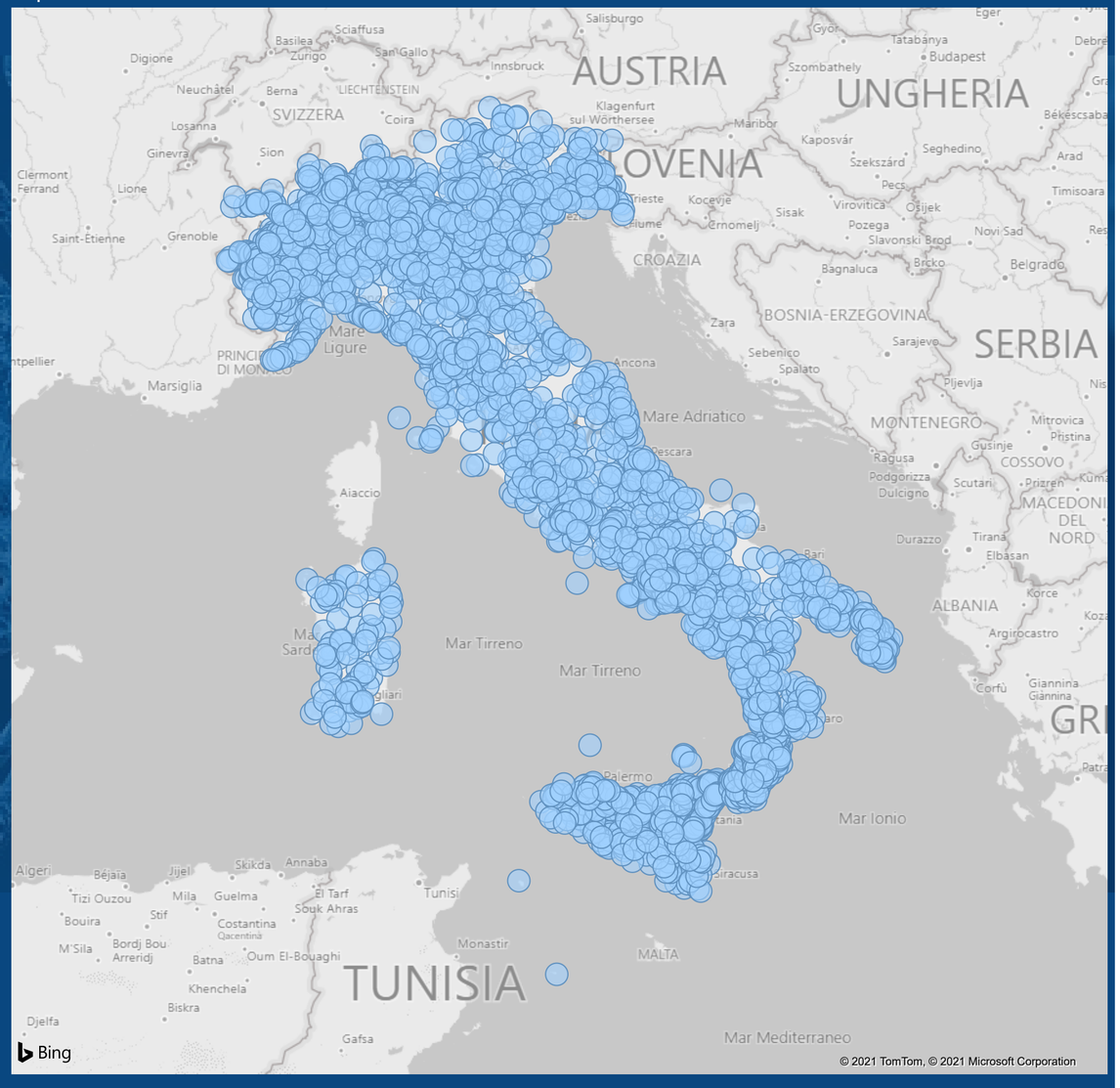

Somministrazioni per residenza

Vaccino	ASTRAZENECA		JANSSEN		MODERNA		PFIZER		Totale	
Residenza	Somm.	%	Somm.	%	Somm.	%	Somm.	%	Somm.	%
Residenti	587.934	10,89%	102.172	1,89%	567.328	10,51%	3.983.732	73,79%	**5.241.166**	**97,08%**
	68	0,00%	125	0,00%	2.111	0,04%	103.995	1,93%	**106.299**	**1,97%**
Non Residenti	8.389	0,16%	1.031	0,02%	5.621	0,10%	36.085	0,67%	**51.126**	**0,95%**
Totale	**596.391**	**11,05%**	**103.328**	**1,91%**	**575.060**	**10,65%**	**4.123.812**	**76,39%**	**5.398.591**	**100,00%**

La riga vuota indica vaccinazioni in cui non è stato indicato il comune di residenza o il comune di residenza è uno stato estero. Per "Non residenti" si indicano le somministrazioni erogate a cittadini residenti in altri comuni.

Regione Siciliana

Target per provincia

Per vaccinati si intende i soggetti ovunque in Sicilia vaccinati con almeno una dose

Agrigento

31/12/2020 - 12/08/2021

TARGET PER COMUNE E FASCE DI ETA'

Fascia	12-19					20-29					30-39					40-49					50-59					60-69					70-79					80->					Totale				
Comune	Target	Vaccinati	%V	Richiami	%R	Target	Vaccinati	%V	Richiami	%R	Target	Vaccinati	%V	Richiami	%R	Target	Vaccinati	%V	Richiami	%R	Target	Vaccinati	%V	Richiami	%R	Target	Vaccinati	%V	Richiami	%R	Target	Vaccinati	%V	Richiami	%R	Target	Vaccinati	%V	Richiami	%R	Target	Vaccinati	%V	Richiami	%R
Comitini	90	52	57,78%	42	46,67%	125	91	72,80%	80	64,00%	88	79	89,77%	63	71,59%	100	92	92,00%	88	88,00%	147	133	90,48%	129	87,76%	109	102	93,58%	102	93,58%	73	70	95,89%	68	93,15%	70	70	100,00%	70	100,00%	802	689	85,91%	642	80,05%
Lucca Sicula	99	64	64,65%	36	36,36%	221	180	81,45%	145	65,61%	233	169	72,53%	131	56,22%	178	134	75,28%	110	61,80%	280	253	90,36%	217	77,50%	235	226	96,17%	207	88,09%	141	146	103,55%	139	98,58%	149	141	94,63%	134	89,93%	1536	1313	85,48%	1119	72,85%
Sambuca di Sicilia	472	317	67,16%	173	36,65%	684	536	78,36%	421	61,55%	606	455	75,08%	349	57,59%	740	602	81,35%	514	69,46%	834	759	91,01%	673	80,70%	700	663	94,71%	612	87,43%	532	517	97,18%	486	91,35%	472	458	97,03%	410	86,86%	5040	4307	85,46%	3638	72,18%
Burgio	187	119	63,64%	67	35,83%	277	206	74,37%	157	56,68%	327	233	71,25%	187	57,19%	309	260	84,14%	211	68,28%	383	351	91,64%	315	82,25%	355	344	96,90%	311	87,61%	266	242	90,98%	227	85,34%	257	251	97,67%	247	96,11%	2361	2006	84,96%	1722	72,94%
Sciacca	3144	2015	64,09%	1181	37,56%	4444	3479	78,29%	2613	58,80%	4438	3278	73,86%	2569	57,89%	5557	4523	81,39%	3357	60,41%	5755	4971	86,38%	4212	73,19%	4898	4582	93,55%	4282	87,42%	4043	3792	93,79%	3638	89,98%	2891	2871	99,31%	2801	96,89%	35170	29511	83,91%	24653	70,10%
Aragona	753	526	69,85%	280	37,18%	1085	779	71,80%	606	55,85%	976	688	70,49%	559	57,27%	1239	964	77,80%	802	64,73%	1479	1264	85,46%	1046	70,72%	1178	1076	91,34%	970	82,34%	832	788	94,71%	717	86,18%	629	625	99,36%	603	95,87%	8171	6710	82,12%	5583	68,33%
Santo Stefano Quisquina	284	183	64,44%	129	45,42%	525	387	73,71%	299	56,95%	422	322	76,30%	255	60,43%	550	396	72,00%	323	58,73%	701	589	84,02%	521	74,32%	575	539	93,74%	492	85,57%	435	373	85,75%	353	81,15%	448	412	91,96%	402	89,73%	3940	3201	81,24%	2774	70,41%
Cianciana	212	130	61,32%	89	41,98%	359	239	66,57%	180	50,14%	387	302	78,04%	235	60,72%	347	255	73,49%	213	61,38%	536	432	80,60%	397	74,07%	482	418	86,72%	388	80,50%	357	343	96,08%	325	91,04%	322	315	97,83%	303	94,10%	3002	2434	81,08%	2130	70,95%
Cammarata	503	336	66,80%	160	31,81%	692	521	75,29%	384	55,49%	779	559	71,76%	401	51,48%	784	638	81,38%	503	64,16%	969	777	80,19%	629	64,91%	789	681	86,31%	603	76,43%	452	437	96,68%	400	88,50%	433	417	96,30%	409	94,46%	5401	4366	80,84%	3489	64,60%
San Giovanni Gemini	584	380	65,07%	175	29,97%	832	635	76,32%	474	56,97%	962	678	70,48%	491	51,04%	1013	802	79,17%	628	61,99%	1172	943	80,46%	798	68,09%	992	869	87,60%	772	77,82%	710	633	89,15%	587	82,68%	668	612	91,62%	600	89,82%	6933	5552	80,08%	4525	65,27%
Montevago	235	127	54,04%	65	27,66%	325	223	68,62%	156	48,00%	245	172	70,20%	127	51,84%	382	275	71,99%	217	56,81%	430	372	86,51%	308	71,63%	348	308	88,51%	271	77,87%	315	322	102,22%	303	96,19%	260	230	88,46%	221	85,00%	2540	2029	79,88%	1668	65,67%
Santa Elisabetta	158	97	61,39%	54	34,18%	264	196	74,24%	153	57,95%	267	174	65,17%	138	51,69%	260	185	71,15%	157	60,38%	340	291	85,59%	256	75,29%	320	285	89,06%	264	82,50%	216	207	95,83%	195	90,28%	155	146	94,19%	140	90,32%	1980	1581	79,85%	1357	68,54%
Alessandria della Rocca	178	117	65,73%	80	44,94%	273	211	77,29%	171	62,64%	259	171	66,02%	132	50,97%	293	224	76,45%	163	55,63%	423	328	77,54%	296	69,98%	407	365	89,68%	347	85,26%	296	248	83,78%	233	78,72%	297	270	90,91%	264	88,89%	2426	1934	79,72%	1686	69,50%
Villafranca Sicula	126	81	64,29%	37	29,37%	147	107	72,79%	91	61,90%	129	93	72,09%	70	54,26%	178	137	76,97%	109	61,24%	192	160	83,33%	137	71,35%	166	139	83,73%	132	79,52%	141	131	92,91%	122	86,52%	137	118	86,13%	115	83,94%	1216	966	79,44%	813	66,86%
Caltabellotta	233	138	59,23%	77	33,05%	365	273	74,79%	184	50,41%	343	226	65,89%	137	39,94%	379	288	75,99%	206	54,35%	520	435	83,65%	350	67,31%	458	399	87,12%	339	74,02%	382	332	86,91%	293	76,70%	410	363	88,54%	329	80,24%	3090	2454	79,42%	1915	61,97%
Casteltermini	589	400	67,91%	172	29,20%	784	566	72,19%	432	55,10%	844	555	65,76%	424	50,24%	1009	712	70,56%	540	53,52%	1218	1003	82,35%	820	67,32%	1033	879	85,09%	778	75,31%	823	722	87,73%	671	81,53%	605	572	94,55%	557	92,07%	6905	5409	78,33%	4394	63,64%
Grotte	428	255	59,58%	182	42,52%	574	409	71,25%	320	55,75%	613	392	63,95%	330	53,83%	744	578	77,69%	469	63,04%	768	654	85,16%	543	70,70%	719	584	81,22%	543	75,52%	562	523	93,06%	495	88,08%	437	370	84,67%	361	82,61%	4845	3765	77,71%	3243	66,93%
Bivona	282	151	53,55%	94	33,33%	370	252	68,11%	179	48,38%	357	237	66,39%	154	43,14%	481	340	70,69%	265	55,09%	524	435	83,02%	386	73,66%	452	413	91,37%	385	85,18%	329	313	95,14%	293	89,06%	322	278	86,34%	270	83,85%	3117	2419	77,61%	2026	65,00%
Favara	2911	1833	62,97%	814	27,96%	3995	2845	71,21%	2089	52,29%	4125	2733	66,25%	1931	46,81%	4699	3568	75,93%	2601	55,35%	4911	4028	82,02%	3172	64,59%	3726	3209	86,12%	2756	73,97%	2693	2459	91,31%	2219	82,40%	1885	1707	90,56%	1605	85,15%	28945	22382	77,33%	17187	59,38%
Agrigento	4277	2565	59,97%	1361	31,82%	6549	4502	68,74%	3134	47,85%	6673	4642	69,56%	3398	50,92%	7681	5696	74,16%	4394	57,21%	8794	7129	81,07%	5740	65,27%	7478	6396	85,53%	5747	76,85%	5539	4922	88,86%	4555	82,24%	3768	3366	89,33%	3239	85,96%	50759	39217	77,26%	31568	62,19%
San Biagio Platani	200	100	50,00%	69	34,50%	288	198	68,75%	152	52,78%	318	209	65,72%	174	54,72%	374	265	70,86%	228	60,96%	468	365	77,99%	327	69,87%	444	366	82,43%	331	74,55%	336	297	88,39%	280	83,33%	311	288	92,60%	271	87,14%	2739	2088	76,23%	1832	66,89%
Santa Margherita di Belice	558	296	53,05%	160	28,67%	740	533	72,03%	369	49,86%	670	429	64,03%	302	45,07%	872	599	68,69%	469	53,78%	921	737	80,02%	636	69,06%	770	651	84,55%	592	76,88%	599	564	94,16%	540	90,15%	498	477	95,78%	451	90,56%	5628	4286	76,15%	3519	62,53%
Realmonte	384	228	59,38%	101	26,30%	494	318	64,37%	217	43,93%	512	353	68,95%	243	47,46%	623	465	74,64%	349	56,02%	635	493	77,64%	389	61,26%	538	494	91,82%	412	76,58%	455	392	86,15%	345	75,82%	289	246	85,12%	226	78,20%	3930	2989	76,06%	2282	58,07%
Campobello di Licata	804	420	52,24%	239	29,73%	1072	653	60,91%	456	42,54%	1035	640	61,84%	475	45,89%	1253	890	71,03%	680	54,27%	1444	1200	83,10%	1007	69,74%	1142	988	86,51%	899	78,72%	923	842	91,22%	780	84,51%	693	666	96,10%	632	91,20%	8366	6299	75,29%	5168	61,77%
Montallegro	206	120	58,25%	50	24,27%	243	148	60,91%	98	40,33%	268	180	67,16%	134	50,00%	301	218	72,43%	152	50,50%	392	313	79,85%	232	59,18%	345	293	84,93%	268	77,68%	234	211	90,17%	194	82,91%	180	140	77,78%	132	73,33%	2169	1623	74,83%	1260	58,09%
Raffadali	1037	539	51,98%	270	26,04%	1478	971	65,70%	705	47,70%	1472	1018	69,16%	741	50,34%	1711	1193	69,73%	963	56,28%	1794	1465	81,66%	1236	68,90%	1478	1237	83,69%	1116	75,51%	1204	1073	89,12%	1013	84,14%	938	798	85,07%	781	83,26%	11112	8294	74,64%	6825	61,42%
Sant'Angelo Muxaro	63	33	52,38%	21	33,33%	119	70	58,82%	50	42,02%	111	66	59,46%	56	50,45%	127	76	59,84%	63	49,61%	173	135	78,03%	121	69,94%	183	157	85,79%	144	78,69%	135	117	86,67%	109	80,74%	178	148	83,15%	144	80,90%	1089	802	73,65%	708	65,01%
Calamonaci	100	62	62,00%	30	30,00%	133	84	63,16%	56	42,11%	114	69	60,53%	40	35,09%	171	121	70,76%	90	52,63%	196	142	72,45%	110	56,12%	159	137	86,16%	113	71,07%	133	118	88,72%	105	78,95%	122	96	78,69%	90	73,77%	1128	829	73,49%	634	56,21%
Menfi	925	451	48,76%	243	26,27%	1368	894	65,35%	591	43,20%	1306	846	64,78%	590	45,18%	1770	1205	68,08%	953	53,84%	1776	1389	78,21%	1129	63,57%	1521	1244	81,79%	1118	73,50%	1257	1090	86,71%	1000	79,55%	956	844	88,28%	806	84,31%	10879	7963	73,20%	6430	59,10%
Joppolo Giancaxio	76	46	60,53%	20	26,32%	105	78	74,29%	52	49,52%	124	71	57,26%	57	45,97%	134	96	71,64%	76	56,72%	178	131	73,60%	103	57,87%	160	128	80,00%	110	68,75%	128	106	82,81%	95	74,22%	105	79	75,24%	78	74,29%	1010	735	72,77%	591	58,51%
Porto Empedocle	1431	790	55,21%	384	26,83%	1835	1203	65,56%	826	45,01%	1908	1179	61,79%	808	42,35%	2154	1491	69,22%	1119	51,95%	2535	1954	77,08%	1499	59,13%	1978	1658	83,82%	1411	71,33%	1373	1170	85,21%	1075	78,30%	1016	877	86,32%	840	82,68%	14230	10322	72,54%	7962	55,95%
Ribera	1433	700	48,85%	344	24,01%	2035	1308	64,28%	979	48,11%	2017	1181	58,55%	891	44,17%	2397	1601	66,79%	1227	51,19%	2777	2131	76,74%	1818	65,47%	2314	1883	81,37%	1693	73,16%	1948	1654	84,91%	1555	79,83%	1346	1242	92,27%	1195	88,78%	16267	11700	71,92%	9702	59,64%
Camastra	171	76	44,44%	45	26,32%	245	164	66,94%	105	42,86%	201	121	60,20%	86	42,79%	258	151	58,53%	98	37,98%	318	251	78,93%	199	62,58%	231	206	89,18%	181	78,35%	202	147	72,77%	127	62,87%	177	168	94,92%	162	91,53%	1803	1284	71,21%	1003	55,63%
Siculiana	358	155	43,30%	81	22,63%	469	301	64,18%	201	42,86%	505	291	57,62%	207	40,99%	601	407	67,72%	329	54,74%	611	468	76,60%	380	62,19%	519	458	88,25%	415	79,96%	467	397	85,01%	366	78,37%	313	256	81,79%	244	77,96%	3843	2733	71,12%	2223	57,85%
Naro	580	290	50,00%	146	25,17%	828	519	62,68%	351	42,39%	784	431	54,97%	292	37,24%	889	589	66,25%	420	47,24%	1028	714	69,46%	539	52,43%	920	729	79,24%	607	65,98%	791	675	85,34%	598	75,60%	735	589	80,14%	550	74,83%	6555	4536	69,20%	3503	53,44%
Canicattì	3190	1494	46,83%	864	27,08%	4151	2629	63,33%	1887	45,46%	4483	2492	55,59%	1883	42,00%	5343	3523	65,94%	2729	51,08%	4929	3714	75,35%	3039	61,66%	3833	3075	80,22%	2718	70,91%	2928	2559	87,40%	2364	80,74%	2143	1897	88,52%	1802	84,09%	31000	21383	68,98%	17286	55,76%
Racalmuto	607	294	48,43%	169	27,84%	922	584	63,34%	446	48,37%	955	498	52,15%	390	40,84%	1005	648	64,48%	500	49,75%	1189	873	73,42%	690	58,03%	968	785	81,10%	688	71,07%	687	530	77,15%	477	69,43%	608	519	85,36%	484	79,61%	6941	4731	68,16%	3844	55,38%
Castrofilippo	232	73	31,47%	38	16,38%	274	164	59,85%	105	38,32%	319	184	57,68%	126	39,50%	361	214	59,28%	152	42,11%	398	300	75,38%	222	55,78%	319	255	79,94%	212	66,46%	258	195	75,58%	168	65,12%	236	223	94,49%	212	89,83%	2397	1608	67,08%	1235	51,52%
Lampedusa e Linosa	538	59	10,97%	48	8,92%	746	492	65,95%	395	52,95%	876	577	65,87%	479	54,68%	935	620	66,31%	535	57,22%	1069	799	74,74%	702	65,67%	739	579	78,35%	395	53,45%	547	466	85,19%	352	64,35%	294	212	72,11%	197	67,01%	5744	3804	66,23%	3103	54,02%
Cattolica Eraclea	294	116	39,46%	62	21,09%	408	218	53,43%	150	36,76%	331	185	55,89%	132	39,88%	411	244	59,37%	181	44,04%	597	431	72,19%	351	58,79%	488	374	76,64%	333	68,24%	304	258	84,87%	246	80,92%	283	228	80,57%	222	78,45%	3116	2054	65,92%	1677	53,82%
Licata	3105	1083	34,88%	594	19,13%	4410	2445	55,44%	1589	36,03%	3961	2021	51,02%	1386	34,99%	4892	2779	56,81%	1984	40,56%	5406	3468	64,15%	2741	50,70%	4304	3167	73,58%	2708	62,92%	3396	2544	74,91%	2298	67,67%	2312	1872	80,97%	1798	77,77%	31786	19379	60,97%	15098	47,50%
Palma di Montechiaro	2162	623	28,82%	381	17,62%	2703	1422	52,61%	1029	38,07%	2409	1207	50,10%	902	37,44%	2826	1597	56,51%	1247	44,13%	2986	1986	66,51%	1640	54,92%	2479	1925	77,65%	1688	68,09%	1899	1557	81,99%	1429	75,25%	1421	1182	83,18%	1102	77,55%	18885	11499	60,89%	9418	49,87%
Ravanusa	932	329	35,30%	211	22,64%	1326	669	50,45%	440	33,18%	1244	572	45,98%	403	32,40%	1363	709	52,02%	505	37,05%	1717	1033	60,16%	809	47,12%	1296	863	66,59%	707	54,55%	1089	783	71,90%	666	61,16%	773	594	76,84%	560	72,45%	9740	5552	57,00%	4301	44,16%
Totale	**35131**	**18261**	**51,98%**	**9838**	**28,00%**	**49282**	**32687**	**66,33%**	**23517**	**47,72%**	**48996**	**30961**	**63,19%**	**22878**	**46,69%**	**57694**	**40344**	**69,93%**	**30919**	**53,59%**	**63913**	**49765**	**77,86%**	**40864**	**63,94%**	**52548**	**44112**	**83,95%**	**39160**	**74,52%**	**40430**	**35241**	**87,17%**	**32501**	**80,39%**	**30542**	**27198**	**89,05%**	**26059**	**85,32%**	**378536**	**278568**	**73,59%**	**225736**	**59,63%**

Regione Siciliana

Target per provincia

Per vaccinati si intende i soggetti ovunque in Sicilia vaccinati con almeno una dose

Caltanissetta

31/12/2020 - 12/08/2021

TARGET PER COMUNE E FASCE DI ETA'

Fascia	12-19					20-29					30-39					40-49				
Comune	Target	Vaccinati	%V	Richiami	%R	Target	Vaccinati	%V	Richiami	%R	Target	Vaccinati	%V	Richiami	%R	Target	Vaccinati	%V	Richiami	%R
Acquaviva Platani	69	45	65,22%	34	49,28%	71	63	88,73%	46	64,79%	104	74	71,15%	68	65,38%	112	77	68,75%	75	66,96%
Sutera	67	45	67,16%	26	38,81%	153	111	72,55%	102	66,67%	124	93	75,00%	85	68,55%	119	108	90,76%	92	77,31%
Milena	201	106	52,74%	48	23,88%	322	226	70,19%	171	53,11%	304	246	80,92%	187	61,51%	313	249	79,55%	203	64,86%
Bompensiere	32	17	53,13%	14	43,75%	50	42	84,00%	30	60,00%	67	45	67,16%	38	56,72%	43	37	86,05%	30	69,77%
Mussomeli	749	409	54,61%	234	31,24%	1134	809	71,34%	596	52,56%	1175	858	73,02%	654	55,66%	1358	1056	77,76%	820	60,38%
Resuttano	118	66	55,93%	38	32,20%	202	160	79,21%	129	63,86%	169	115	68,05%	67	39,64%	227	175	77,09%	130	57,27%
Santa Caterina Villarmosa	364	209	57,42%	128	35,16%	527	356	67,55%	263	49,91%	512	328	64,06%	225	43,95%	616	443	71,92%	319	51,79%
San Cataldo	1762	853	48,41%	506	28,72%	2460	1650	67,07%	1220	49,59%	2372	1643	69,27%	1243	52,40%	2959	2154	72,79%	1746	59,01%
Montedoro	122	82	67,21%	34	27,87%	172	102	59,30%	79	45,93%	174	88	50,57%	72	41,38%	171	121	70,76%	100	58,48%
Serradifalco	465	238	51,18%	123	26,45%	663	444	66,97%	324	48,87%	628	407	64,81%	319	50,80%	727	489	67,26%	395	54,33%
Villalba	112	55	49,11%	40	35,71%	140	84	60,00%	66	47,14%	164	104	63,41%	80	48,78%	171	118	69,01%	93	54,39%
Sommatino	538	327	60,78%	202	37,55%	737	466	63,23%	348	47,22%	747	469	62,78%	362	48,46%	831	574	69,07%	462	55,60%
Caltanissetta	4940	2398	48,54%	1418	28,70%	6876	4446	64,66%	3239	47,11%	6907	4093	59,26%	3074	44,51%	8107	5575	68,77%	4516	55,70%
Campofranco	166	74	44,58%	35	21,08%	312	191	61,22%	129	41,35%	293	182	62,12%	129	44,03%	314	218	69,43%	172	54,78%
Vallelunga Pratameno	286	117	40,91%	56	19,58%	376	232	61,70%	152	40,43%	316	154	48,73%	103	32,59%	430	267	62,09%	190	44,19%
Mazzarino	931	437	46,94%	102	10,96%	1453	923	63,52%	430	29,59%	1267	766	60,46%	348	27,47%	1487	922	62,00%	460	30,93%
Delia	335	143	42,69%	81	24,18%	508	284	55,91%	198	38,98%	462	258	55,84%	186	40,26%	534	288	53,93%	221	41,39%
Riesi	1007	458	45,48%	218	21,65%	1392	826	59,34%	550	39,51%	1227	648	52,81%	459	37,41%	1387	854	61,57%	619	44,63%
Gela	6826	2887	42,29%	1664	24,38%	9064	5295	58,42%	3246	35,81%	8737	4531	51,86%	3043	34,83%	10073	6106	60,62%	4514	44,81%
Butera	309	108	34,95%	63	20,39%	479	276	57,62%	206	43,01%	504	269	53,37%	195	38,69%	594	318	53,54%	264	44,44%
Niscemi	2533	936	36,95%	438	17,29%	3323	1737	52,27%	1015	30,54%	3003	1454	48,42%	847	28,21%	3480	1965	56,47%	1236	35,52%
Marianopoli	134	51	38,06%	35	26,12%	177	87	49,15%	62	35,03%	173	75	43,35%	59	34,10%	205	114	55,61%	94	45,85%
Totale	**22066**	**10047**	**45,53%**	**5537**	**25,09%**	**30591**	**18784**	**61,40%**	**12601**	**41,19%**	**29429**	**16872**	**57,33%**	**11843**	**40,24%**	**34258**	**22200**	**64,80%**	**16751**	**48,90%**

Fascia	50-59					60-69					70-79					80->				
Comune	Target	Vaccinati	%V	Richiami	%R	Target	Vaccinati	%V	Richiami	%R	Target	Vaccinati	%V	Richiami	%R	Target	Vaccinati	%V	Richiami	%R
Acquaviva Platani	132	122	92,42%	103	78,03%	126	109	86,51%	83	65,87%	105	115	109,52%	100	95,24%	99	130	131,31%	128	129,29%
Sutera	214	181	84,58%	158	73,83%	172	175	101,74%	142	82,56%	158	136	86,08%	118	74,68%	146	133	91,10%	127	86,99%
Milena	447	378	84,56%	314	70,25%	462	435	94,16%	385	83,33%	295	268	90,85%	246	83,39%	269	245	91,08%	230	85,50%
Bompensiere	99	74	74,75%	65	65,66%	77	75	97,40%	63	81,82%	55	43	78,18%	42	76,36%	56	53	94,64%	52	92,86%
Mussomeli	1632	1346	82,48%	1022	62,62%	1398	1267	90,63%	837	59,87%	926	807	87,15%	618	66,74%	803	725	90,29%	697	86,80%
Resuttano	304	253	83,22%	187	61,51%	252	217	86,11%	162	64,29%	193	173	89,64%	149	77,20%	217	170	78,34%	165	76,04%
Santa Caterina Villarmosa	791	625	79,01%	487	61,57%	611	521	85,27%	407	66,61%	565	480	84,96%	416	73,63%	504	462	91,67%	425	84,33%
San Cataldo	3266	2632	80,59%	2230	68,28%	2527	2203	87,18%	1803	71,35%	1867	1684	90,20%	1498	80,24%	1442	1310	90,85%	1228	85,16%
Montedoro	217	163	75,12%	133	61,29%	189	167	88,36%	148	78,31%	155	138	89,03%	123	79,35%	126	110	87,30%	103	81,75%
Serradifalco	931	734	78,84%	647	69,50%	737	617	83,72%	532	72,18%	596	486	81,54%	452	75,84%	468	401	85,68%	378	80,77%
Villalba	242	174	71,90%	129	53,31%	193	159	82,38%	124	64,25%	176	161	91,48%	115	65,34%	159	133	83,65%	129	81,13%
Sommatino	936	679	72,54%	563	60,15%	979	816	83,35%	723	73,85%	692	582	84,10%	530	76,59%	483	381	78,88%	369	76,40%
Caltanissetta	9258	7177	77,52%	6130	66,21%	7821	6499	83,10%	5576	71,30%	5649	4880	86,39%	4475	79,22%	4103	3562	86,81%	3400	82,87%
Campofranco	476	358	75,21%	260	54,62%	395	311	78,73%	187	47,34%	366	300	81,97%	229	62,57%	275	217	78,91%	206	74,91%
Vallelunga Pratameno	460	327	71,09%	258	56,09%	398	323	81,16%	234	58,79%	354	312	88,14%	251	70,90%	308	272	88,31%	252	81,82%
Mazzarino	1833	1420	77,47%	870	47,46%	1365	1105	80,95%	741	54,29%	1024	799	78,03%	596	58,20%	818	588	71,88%	485	59,29%
Delia	621	503	81,00%	397	63,93%	483	412	85,30%	318	65,84%	343	289	84,26%	251	73,18%	288	219	76,04%	205	71,18%
Riesi	1632	1165	71,38%	904	55,39%	1291	1009	78,16%	766	59,33%	962	779	80,98%	662	68,81%	737	542	73,54%	509	69,06%
Gela	10472	7454	71,18%	5883	56,18%	8497	6536	76,92%	5252	61,81%	6513	5219	80,13%	4592	70,51%	3606	2812	77,98%	2577	71,46%
Butera	684	461	67,40%	376	54,97%	537	395	73,56%	310	57,73%	448	346	77,23%	301	67,19%	350	217	62,00%	201	57,43%
Niscemi	3702	2436	65,80%	1755	47,41%	2935	2174	74,07%	1459	49,71%	2255	1846	81,86%	1440	63,86%	1532	1190	77,68%	1105	72,13%
Marianopoli	288	167	57,99%	141	48,96%	230	146	63,48%	123	53,48%	174	108	62,07%	97	55,75%	165	118	71,52%	114	69,09%
Totale	**38637**	**28792**	**74,52%**	**23012**	**59,56%**	**31675**	**25637**	**80,94%**	**20375**	**64,33%**	**23871**	**19924**	**83,47%**	**17301**	**72,48%**	**16954**	**13971**	**82,41%**	**13085**	**77,18%**

Fascia	Totale				
Comune	Target	Vaccinati	%V	Richiami	%R
Acquaviva Platani	**818**	**735**	**89,85%**	**637**	**77,87%**
Sutera	**1153**	**982**	**85,17%**	**850**	**73,72%**
Milena	**2613**	**2153**	**82,40%**	**1784**	**68,27%**
Bompensiere	**479**	**386**	**80,58%**	**334**	**69,73%**
Mussomeli	**9175**	**7277**	**79,31%**	**5478**	**59,71%**
Resuttano	**1682**	**1329**	**79,01%**	**1027**	**61,06%**
Santa Caterina Villarmosa	**4490**	**3424**	**76,26%**	**2670**	**59,47%**
San Cataldo	**18655**	**14129**	**75,74%**	**11474**	**61,51%**
Montedoro	**1326**	**971**	**73,23%**	**792**	**59,73%**
Serradifalco	**5215**	**3816**	**73,17%**	**3170**	**60,79%**
Villalba	**1357**	**988**	**72,81%**	**776**	**57,18%**
Sommatino	**5943**	**4294**	**72,25%**	**3559**	**59,89%**
Caltanissetta	**53661**	**38630**	**71,99%**	**31828**	**59,31%**
Campofranco	**2597**	**1851**	**71,27%**	**1347**	**51,87%**
Vallelunga Pratameno	**2928**	**2004**	**68,44%**	**1496**	**51,09%**
Mazzarino	**10178**	**6960**	**68,38%**	**4032**	**39,61%**
Delia	**3574**	**2396**	**67,04%**	**1857**	**51,96%**
Riesi	**9635**	**6281**	**65,19%**	**4687**	**48,65%**
Gela	**63788**	**40840**	**64,02%**	**30771**	**48,24%**
Butera	**3905**	**2390**	**61,20%**	**1916**	**49,07%**
Niscemi	**22763**	**13738**	**60,35%**	**9295**	**40,83%**
Marianopoli	**1546**	**866**	**56,02%**	**725**	**46,90%**
Totale	**227481**	**156227**	**68,68%**	**120505**	**52,97%**

Regione Siciliana

Target per provincia

Per vaccinati si intende i soggetti ovunque in Sicilia vaccinati con almeno una dose

Catania

28/12/2020 - 12/08/2021

TARGET PER COMUNE E FASCE DI ETA'

Fascia	12-19					20-29					30-39					40-49					50-59					60-69					70-79					80->					Totale				
Comune	Target	Vaccinati	%V	Richiami	%R	Target	Vaccinati	%V	Richiami	%R	Target	Vaccinati	%V	Richiami	%R	Target	Vaccinati	%V	Richiami	%R	Target	Vaccinati	%V	Richiami	%R	Target	Vaccinati	%V	Richiami	%R	Target	Vaccinati	%V	Richiami	%R	Target	Vaccinati	%V	Richiami	%R	Target	Vaccinati	%V	Richiami	%R
Maletto	329	174	52,89%	114	34,65%	424	303	71,46%	248	58,49%	410	248	60,49%	210	51,22%	488	329	67,42%	294	60,25%	520	424	81,54%	394	75,77%	491	431	87,78%	397	80,86%	372	368	98,92%	355	95,43%	257	247	96,11%	245	95,33%	3291	2524	76,69%	2257	68,58%
Milo	67	34	50,75%	29	43,28%	100	63	63,00%	52	52,00%	123	81	65,85%	73	59,35%	139	99	71,22%	87	62,59%	171	129	75,44%	121	70,76%	144	126	87,50%	118	81,94%	106	89	83,96%	83	78,30%	85	75	88,24%	70	82,35%	935	696	74,44%	633	67,70%
Scordia	1343	756	56,29%	448	33,36%	1955	1268	64,86%	980	50,13%	1993	1230	61,72%	934	46,86%	2273	1631	71,76%	1364	60,01%	2452	1854	75,61%	1649	67,25%	2060	1737	84,32%	1581	76,75%	1540	1328	86,23%	1255	81,49%	967	823	85,11%	793	82,01%	14583	10627	72,87%	9004	61,74%
Bronte	1723	803	46,60%	433	25,13%	2333	1572	67,38%	1191	51,05%	2262	1374	60,74%	1073	47,44%	2380	1672	70,25%	1310	55,04%	2733	2049	74,97%	1677	61,36%	2221	1848	83,21%	1586	71,41%	1520	1321	86,91%	1195	78,62%	1349	1204	89,25%	1099	81,47%	16521	11843	71,68%	9564	57,89%
Vizzini	439	131	29,84%	73	16,63%	636	395	62,11%	298	46,86%	727	383	52,68%	307	42,23%	737	495	67,16%	406	55,09%	880	679	77,16%	609	69,20%	805	692	85,96%	625	77,64%	606	552	91,09%	516	85,15%	427	380	88,99%	349	81,73%	5257	3707	70,52%	3183	60,55%
Caltagirone	3060	1325	43,30%	682	22,29%	4295	2704	62,96%	1501	34,95%	4190	2500	59,67%	1608	38,38%	4828	3222	66,74%	2279	47,20%	5425	4079	75,19%	3227	59,48%	4634	3843	82,93%	3393	73,22%	3382	2865	84,71%	2639	78,03%	2442	2138	87,55%	2043	83,66%	32256	22676	70,30%	17372	53,86%
Catania	23815	8977	37,69%	4955	20,81%	33698	20969	62,23%	15067	44,71%	35356	21260	60,13%	15639	44,23%	41253	27681	67,10%	21848	52,96%	43678	33504	76,71%	28197	64,56%	36934	30466	82,49%	26519	71,80%	27973	23791	85,05%	21646	77,38%	19807	17431	88,00%	16356	82,58%	262514	184079	70,12%	150227	57,23%
Linguaglossa	420	195	46,43%	89	21,19%	598	370	61,87%	277	46,32%	607	324	53,38%	240	39,54%	684	409	59,80%	319	46,64%	858	681	79,37%	562	65,50%	623	495	79,45%	434	69,66%	454	385	84,80%	359	79,07%	385	319	82,86%	305	79,22%	4629	3178	68,65%	2585	55,84%
San Gregorio di Catania	957	392	40,96%	222	23,20%	1164	692	59,45%	535	45,96%	1148	649	56,53%	517	45,03%	1794	1197	66,72%	1023	57,02%	1854	1336	72,06%	1190	64,19%	1411	1150	81,50%	1040	73,71%	1175	933	79,40%	873	74,30%	676	586	86,69%	561	82,99%	10179	6935	68,13%	5961	58,56%
Biancavilla	2191	875	39,94%	471	21,50%	2889	1747	60,47%	1349	46,69%	3009	1765	58,66%	1401	46,56%	3106	2038	65,61%	1701	54,76%	3072	2275	74,06%	1937	63,05%	2660	2119	79,66%	1907	71,69%	1758	1607	91,41%	1481	84,24%	1309	1090	83,27%	1034	78,99%	19994	13516	67,60%	11281	56,42%
Mirabella Imbaccari	293	96	32,76%	33	11,26%	458	226	49,34%	104	22,71%	455	222	48,79%	130	28,57%	525	306	58,29%	200	38,10%	621	415	66,83%	288	46,38%	560	493	88,04%	433	77,32%	528	466	88,26%	431	81,63%	464	411	88,58%	393	84,70%	3904	2635	67,49%	2012	51,54%
Sant'Agata li Battiati	736	313	42,53%	183	24,86%	961	619	64,41%	491	51,09%	1020	611	59,90%	485	47,55%	1317	838	63,63%	719	54,59%	1415	980	69,26%	870	61,48%	1241	912	73,49%	826	66,56%	1080	785	72,69%	743	68,80%	648	509	78,55%	484	74,69%	8418	5567	66,13%	4801	57,03%
Aci Castello	1307	451	34,51%	251	19,20%	1634	939	57,47%	720	44,06%	2076	1170	56,36%	953	45,91%	2541	1581	62,22%	1331	52,38%	2865	1939	67,68%	1672	58,36%	2509	1947	77,60%	1747	69,63%	1867	1513	81,04%	1387	74,29%	1105	929	84,07%	881	79,73%	15904	10469	65,83%	8942	56,22%
Mineo	366	177	48,36%	86	23,50%	588	299	50,85%	159	27,04%	530	239	45,09%	148	27,92%	613	359	58,56%	247	40,29%	664	485	73,04%	393	59,19%	561	442	78,79%	388	69,16%	506	432	85,38%	401	79,25%	383	330	86,16%	320	83,55%	4211	2763	65,61%	2142	50,87%
Licodia Eubea	254	110	43,31%	86	33,86%	351	217	61,82%	173	49,29%	356	209	58,71%	162	45,51%	426	268	62,91%	227	53,29%	411	293	71,29%	260	63,26%	379	293	77,31%	270	71,24%	256	224	87,50%	214	83,59%	251	146	58,17%	143	56,97%	2684	1760	65,57%	1535	57,19%
Militello in Val di Catania	504	221	43,85%	127	25,20%	757	483	63,80%	360	47,56%	766	426	55,61%	324	42,30%	958	577	60,23%	436	45,51%	1082	748	69,13%	607	56,10%	928	665	71,66%	579	62,39%	769	531	69,05%	484	62,94%	526	433	82,32%	412	78,33%	6290	4084	64,93%	3329	52,93%
Randazzo	779	285	36,59%	121	15,53%	1200	640	53,33%	466	38,83%	1334	695	52,10%	524	39,28%	1343	785	58,45%	608	45,27%	1602	1100	68,66%	933	58,24%	1407	1096	77,90%	967	68,73%	960	808	84,17%	736	76,67%	869	723	83,20%	682	78,48%	9494	6132	64,59%	5037	53,05%
Mazzarrone	350	153	43,71%	74	21,14%	488	298	61,07%	161	32,99%	530	272	51,32%	157	29,62%	562	343	61,03%	232	41,28%	558	412	73,84%	330	59,14%	409	293	71,64%	248	60,64%	309	245	79,29%	215	69,58%	221	186	84,16%	177	80,09%	3427	2202	64,25%	1594	46,51%
Giarre	2007	711	35,43%	390	19,43%	2870	1678	58,47%	1247	43,45%	3271	1669	51,02%	1272	38,89%	3856	2246	58,25%	1845	47,85%	3984	2719	68,25%	2361	59,26%	3516	2703	76,88%	2445	69,54%	2651	2110	79,59%	1970	74,31%	1859	1487	79,99%	1420	76,39%	24014	15323	63,81%	12950	53,93%
San Giovanni la Punta	1919	688	35,85%	386	20,11%	2487	1293	51,99%	976	39,24%	2793	1494	53,49%	1120	40,10%	3422	2041	59,64%	1681	49,12%	3402	2304	67,72%	1985	58,35%	2953	2216	75,04%	1958	66,31%	2098	1791	85,37%	1633	77,84%	1215	968	79,67%	903	74,32%	20289	12795	63,06%	10642	52,45%
Grammichele	994	346	34,81%	150	15,09%	1569	823	52,45%	446	28,43%	1605	801	49,91%	491	30,59%	1726	949	54,98%	661	38,30%	1695	1117	65,90%	869	51,27%	1608	1234	76,74%	1062	66,04%	1266	1103	87,12%	997	78,75%	952	813	85,40%	759	79,73%	11415	7186	62,95%	5435	47,61%
San Cono	189	76	40,21%	39	20,63%	357	196	54,90%	104	29,13%	312	144	46,15%	85	27,24%	333	179	53,75%	120	36,04%	356	265	74,44%	205	57,58%	276	209	75,72%	189	68,48%	244	197	80,74%	175	71,72%	205	156	76,10%	148	72,20%	2272	1422	62,59%	1065	46,88%
Sant'Alfio	108	36	33,33%	20	18,52%	197	95	48,22%	69	35,03%	182	109	59,89%	81	44,51%	206	127	61,65%	98	47,57%	246	162	65,85%	137	55,69%	205	147	71,71%	125	60,98%	122	88	72,13%	80	65,57%	116	96	82,76%	75	64,66%	1382	860	62,23%	685	49,57%
Paternò	4313	1499	34,76%	959	22,24%	5633	3249	57,68%	2486	44,13%	5999	3128	52,14%	2475	41,26%	6276	3659	58,30%	2974	47,39%	6430	4250	66,10%	3628	56,42%	5573	4239	76,06%	3720	66,75%	3673	3048	82,98%	2778	75,63%	2499	1966	78,67%	1822	72,91%	40396	25038	61,98%	20842	51,59%
Valverde	655	240	36,64%	126	19,24%	875	529	60,46%	408	46,63%	968	522	53,93%	404	41,74%	1177	697	59,22%	584	49,62%	1237	796	64,35%	673	54,41%	946	667	70,51%	600	63,42%	652	519	79,60%	460	70,55%	383	299	78,07%	276	72,06%	6893	4269	61,93%	3531	51,23%
Castiglione di Sicilia	183	72	39,34%	33	18,03%	314	180	57,32%	131	41,72%	380	173	45,53%	108	28,42%	413	248	60,05%	181	43,83%	451	282	62,53%	227	50,33%	410	298	72,68%	248	60,49%	262	193	73,66%	176	67,18%	297	230	77,44%	217	73,06%	2710	1676	61,85%	1321	48,75%
Tremestieri Etneo	1648	595	36,10%	333	20,21%	2290	1315	57,42%	1020	44,54%	2188	1124	51,37%	878	40,13%	2836	1728	60,93%	1456	51,34%	3300	2119	64,21%	1842	55,82%	2491	1806	72,50%	1598	64,15%	1828	1343	73,47%	1254	68,60%	1205	953	79,09%	906	75,19%	17786	10983	61,75%	9287	52,22%
Aci Bonaccorsi	298	106	35,57%	47	15,77%	388	222	57,22%	163	42,01%	451	206	45,68%	155	34,37%	554	340	61,37%	268	48,38%	576	385	66,84%	326	56,60%	394	305	77,41%	272	69,04%	306	228	74,51%	207	67,65%	189	156	82,54%	143	75,66%	3156	1948	61,72%	1581	50,10%
Viagrande	787	242	30,75%	120	15,25%	905	490	54,14%	376	41,55%	999	573	57,36%	441	44,14%	1358	829	61,05%	676	49,78%	1349	865	64,12%	732	54,26%	1078	780	72,36%	672	62,34%	708	577	81,50%	534	75,42%	416	310	74,52%	294	70,67%	7600	4666	61,39%	3845	50,59%
Raddusa	278	129	46,40%	46	16,55%	343	181	52,77%	101	29,45%	329	151	45,90%	86	26,14%	401	229	57,11%	144	35,91%	437	259	59,27%	185	42,33%	346	251	72,54%	182	52,60%	253	199	78,66%	161	63,64%	189	158	83,60%	141	74,60%	2576	1557	60,44%	1046	40,61%
Piedimonte Etneo	308	125	40,58%	63	20,45%	414	246	59,42%	183	44,20%	448	215	47,99%	150	33,48%	556	316	56,83%	247	44,42%	677	422	62,33%	360	53,18%	557	403	72,35%	342	61,40%	374	258	68,98%	241	64,44%	289	197	68,17%	188	65,05%	3623	2182	60,23%	1774	48,96%
Zafferana Etnea	810	237	29,26%	127	15,68%	1087	581	53,45%	397	36,52%	1239	660	53,27%	478	38,58%	1372	769	56,05%	587	42,78%	1389	895	64,43%	766	55,15%	1175	868	73,87%	755	64,26%	777	607	78,12%	555	71,43%	548	435	79,38%	418	76,28%	8397	5052	60,16%	4083	48,62%
Trecastagni	989	330	33,37%	182	18,40%	1215	687	56,54%	509	41,89%	1422	703	49,44%	528	37,13%	1705	1035	60,70%	852	49,97%	1703	1096	64,36%	944	55,43%	1417	986	69,58%	860	60,69%	854	670	78,45%	596	69,79%	532	401	75,38%	361	67,86%	9837	5908	60,06%	4832	49,12%
Mascali	1087	352	32,38%	201	18,49%	1619	849	52,44%	620	38,30%	1799	941	52,31%	700	38,91%	2129	1181	55,47%	935	43,92%	2245	1477	65,79%	1252	55,77%	1852	1337	72,19%	1187	64,09%	1014	797	78,60%	731	72,09%	633	470	74,25%	443	69,98%	12378	7404	59,82%	6069	49,03%
Calatabiano	354	121	34,18%	55	15,54%	555	279	50,27%	178	32,07%	642	305	47,51%	220	34,27%	745	391	52,48%	279	37,45%	794	512	64,48%	400	50,38%	708	495	69,92%	426	60,17%	510	402	78,82%	363	71,18%	335	266	79,40%	230	68,66%	4643	2771	59,68%	2151	46,33%
Acireale	3999	1236	30,91%	694	17,35%	5789	3167	54,71%	2225	38,43%	6144	3056	49,74%	2241	36,47%	7115	3908	54,93%	3118	43,82%	8075	5150	63,78%	4300	53,25%	6543	4588	70,12%	3987	60,94%	4643	3471	74,76%	3148	67,80%	3420	2603	76,11%	2453	71,73%	45728	27179	59,44%	22166	48,47%
Riposto	1078	325	30,15%	160	14,84%	1432	693	48,39%	491	34,29%	1656	784	47,34%	616	37,20%	2037	1106	54,30%	893	43,84%	2191	1369	62,48%	1160	52,94%	1978	1406	71,08%	1245	62,94%	1385	1104	79,71%	1020	73,65%	865	701	81,04%	672	77,69%	12622	7488	59,32%	6257	49,57%
Adrano	3326	1025	30,82%	584	17,56%	4454	2394	53,75%	1823	40,93%	4310	2196	50,95%	1687	39,14%	4376	2439	55,74%	1956	44,70%	4571	2971	65,00%	2507	54,85%	3882	2850	73,42%	2486	64,04%	2598	2067	79,56%	1872	72,06%	2000	1497	74,85%	1396	69,80%	29517	17439	59,08%	14311	48,48%
Fiumefreddo di Sicilia	667	244	36,58%	113	16,94%	1030	538	52,23%	352	34,17%	1110	540	48,65%	340	30,63%	1224	669	54,66%	507	41,42%	1467	893	60,87%	716	48,81%	1236	859	69,50%	696	56,31%	861	649	75,38%	569	66,09%	596	447	75,00%	409	68,62%	8191	4839	59,08%	3702	45,20%
Belpasso	2529	784	31,00%	499	19,73%	3112	1627	52,28%	1271	40,84%	3909	1966	50,29%	1563	39,98%	4248	2453	57,74%	2060	48,49%	3966	2546	64,20%	2258	56,93%	3022	2218	73,40%	2008	66,45%	1960	1582	80,71%	1478	75,41%	1164	943	81,01%	899	77,23%	23910	14119	59,05%	12036	50,34%
Mascalucia	2808	941	33,51%	511	18,20%	3383	1839	54,36%	1349	39,88%	3931	1991	50,65%	1510	38,41%	4882	2776	56,86%	2301	47,13%	4657	2903	62,34%	2506	53,81%	3562	2539	71,28%	2243	62,97%	2540	1886	74,25%	1743	68,62%	1340	1058	78,96%	987	73,66%	27103	15933	58,79%	13150	48,52%
San Michele di Ganzaria	223	79	35,43%	27	12,11%	356	178	50,00%	81	22,75%	342	150	43,86%	62	18,13%	412	237	57,52%	132	32,04%	438	280	63,93%	182	41,55%	410	268	65,37%	207	50,49%	339	240	70,80%	202	59,59%	290	218	75,17%	205	70,69%	2810	1650	58,72%	1098	39,07%
Aci Sant'Antonio	1551	482	31,08%	257	16,57%	2187	1154	52,77%	826	37,77%	2362	1205	51,02%	932	39,46%	2680	1468	54,78%	1175	43,84%	2821	1797	63,70%	1493	52,92%	2215	1565	70,65%	1325	59,82%	1221	964	78,95%	874	71,58%	684	579	84,65%	514	75,15%	15721	9214	58,61%	7396	47,05%
Gravina di Catania	1924	623	32,38%	333	17,31%	2571	1358	52,82%	1008	39,21%	3004	1569	52,23%	1213	40,38%	3829	2175	56,80%	1827	47,71%	3705	2248	60,67%	1927	52,01%	3158	2095	66,34%	1854	58,71%	2757	2000	72,54%	1836	66,59%	1543	1055	68,37%	998	64,68%	22491	13123	58,35%	10996	48,89%
Ramacca	971	320	32,96%	135	13,90%	1442	739	51,25%	362	25,10%	1336	601	44,99%	289	21,63%	1343	687	51,15%	404	30,08%	1552	1004	64,69%	781	50,32%	1223	937	76,61%	841	68,77%	803	652	81,20%	613	76,34%	507	396	78,11%	378	74,56%	9177	5336	58,15%	3803	41,44%
Santa Maria di Licodia	673	229	34,03%	135	20,06%	897	456	50,84%	359	40,02%	985	475	48,22%	384	38,98%	1045	610	58,37%	514	49,19%	1043	643	61,65%	558	53,50%	887	611	68,88%	548	61,78%	559	435	77,82%	404	72,27%	395	304	76,96%	286	72,41%	6484	3763	58,04%	3188	49,17%
Ragalna	297	98	33,00%	63	21,21%	467	267	57,17%	206	44,11%	581	262	45,09%	203	34,94%	593	339	57,17%	291	49,07%	620	395	63,71%	333	53,71%	505	335	66,34%	299	59,21%	340	233	68,53%	206	60,59%	203	148	72,91%	133	65,52%	3606	2077	57,60%	1734	48,09%
Nicolosi	581	182	31,33%	97	16,70%	863	472	54,69%	337	39,05%	972	492	50,62%	380	39,09%	1121	602	53,70%	493	43,98%	1199	722	60,22%	614	51,21%	850	611	71,88%	521	61,29%	604	392	64,90%	359	59,44%	423	315	74,47%	301	71,16%	6613	3788	57,28%	3102	46,91%
Motta Sant'Anastasia	1116	348	31,18%	184	16,49%	1338	678	50,67%	520	38,86%	1735	824	47,49%	631	36,37%	1926	1114	57,84%	904	46,94%	1666	1058	63,51%	918	55,10%	1382	943	68,23%	823	59,55%	859	620	72,18%	562	65,42%	556	401	72,12%	377	67,81%	10578	5986	56,59%	4919	46,50%
Pedara	1324	421	31,80%	199	15,03%	1518	811	53,43%	612	40,32%	1917	920	47,99%	693	36,15%	2333	1334	57,18%	1124	48,18%	2289	1379	60,24%	1169	51,07%	1634	1128	69,03%	990	60,59%	1119	752	67,20%	679	60,68%	680	479	70,44%	436	64,12%	12814	7224	56,38%	5902	46,06%
Aci Catena	2514	765	30,43%	401	15,95%	3361	1664	49,51%	1172	34,87%	3512	1703	48,49%	1288	36,67%	4187	2227	53,19%	1776	42,42%	4407	2615	59,34%	2165	49,13%	3396	2448	72,08%	2109	62,10%	1962	1518	77,37%	1373	69,98%	1040	794	76,35%	750	72,12%	24379	13734	56,34%	11034	45,26%
Palagonia	1586	535	33,73%	216	13,62%	2056	1030	50,10%	539	26,22%	2108	964	45,73%	546	25,90%	2143	1135	52,96%	667	31,12%	2319	1383	59,64%	991	42,73%	1761	1241	70,47%	1021	57,98%	1235	907	73,44%	829	67,13%	798	519	65,04%	481	60,28%	14006	7714	55,08%	5290	37,77%
San Pietro Clarenza	717	201	28,03%	101	14,09%	937	460	49,09%	345	36,82%	1206	555	46,02%	428	35,49%	1248	657	52,64%	545	43,67%	1123	701	62,42%	600	53,43%	851	592	69,57%	528	62,04%	505	373	73,86%	345	68,32%	279	198	70,97%	191	68,46%	6866	3737	54,43%	3083	44,90%
Santa Venerina	658	165	25,08%	78	11,85%	997	517	51,86%	377	37,81%	1094	475	43,42%	359	32,82%	1249	596	47,72%	490	39,23%	1279	744	58,17%	604	47,22%	1045	682	65,26%	561	53,68%	686	456	66,47%	409	59,62%	491	355	72,30%	320	65,17%	7499	3990	53,21%	3198	42,65%
Camporotondo Etneo	472	130	27,54%	50	10,59%	557	250	44,88%	189	33,93%	803	344	42,84%	245	30,51%	901	469	52,05%	373	41,40%	686	407	59,33%	330	48,10%	448	319	71,21%	281	62,72%	266	193	72,56%	175	65,79%	147	102	69,39%	91	61,90%	4280	2214	51,73%	1734	40,51%
Misterbianco	4529	1253	27,67%	669	14,77%	6048	2814	46,53%	2036	33,66%	6789	2951	43,47%	2185	32,18%	7325	3636	49,64%	2835	38,70%	6760	3926	58,08%	3270	48,37%	5622	3459	61,53%	3022	53,75%	3620	2623	72,46%	2360	65,19%	2001	1384	69,17%	1308	65,37%	42694	22046	51,64%	17685	41,42%
Maniace	346	88	25,43%	50	14,45%	491	188	38,29%	136	27,70%	483	208	43,06%	165	34,16%	527	261	49,53%	205	38,90%	442	244	55,20%	207	46,83%	451	323	71,62%	296	65,63%	282	214	75,89%	191	67,73%	145	105	72,41%	95	65,52%	3167	1631	51,50%	1345	42,47%
Castel di Iudica	402	123	30,60%	55	13,68%	527	232	44,02%	149	28,27%	545	209	38,35%	124	22,75%	571	262	45,88%	164	28,72%	630	343	54,44%	254	40,32%	573	347	60,56%	286	49,91%	407	284	69,78%	244	59,95%	304	200	65,79%	184	60,53%	3959	2000	50,52%	1460	36,88%
Totale	**90151**	**31949**	**35,44%**	**17365**	**19,26%**	**123460**	**70145**	**56,82%**	**50310**	**40,75%**	**132753**	**70934**	**53,43%**	**52641**	**39,65%**	**152347**	**91781**	**60,24%**	**72973**	**47,90%**	**159038**	**108832**	**68,43%**	**91651**	**57,63%**	**132116**	**100144**	**75,80%**	**87876**	**66,51%**	**94304**	**75862**	**80,44%**	**69415**	**73,61%**	**63904**	**52061**	**81,47%**	**48955**	**76,61%**	**948073**	**601708**	**63,47%**	**491186**	**51,81%**

Regione Siciliana

Target per provincia

Per vaccinati si intende i soggetti ovunque in Sicilia vaccinati con almeno una dose

Enna

28/12/2020 - 12/08/2021

TARGET PER COMUNE E FASCE DI ETA'

Fascia	12-19					20-29					30-39					40-49					50-59					60-69					70-79					80->					Totale				
Comune	Target	Vaccinati	%V	Richiami	%R	Target	Vaccinati	%V	Richiami	%R	Target	Vaccinati	%V	Richiami	%R	Target	Vaccinati	%V	Richiami	%R	Target	Vaccinati	%V	Richiami	%R	Target	Vaccinati	%V	Richiami	%R	Target	Vaccinati	%V	Richiami	%R	Target	Vaccinati	%V	Richiami	%R	Target	Vaccinati	%V	Richiami	%R
Cerami	141	77	54,61%	48	34,04%	189	169	89,42%	130	68,78%	222	150	67,57%	121	54,50%	237	179	75,53%	133	56,12%	285	234	82,11%	188	65,96%	260	229	88,08%	187	71,92%	190	172	90,53%	163	85,79%	194	172	88,66%	169	87,11%	1718	1382	80,44%	1139	66,30%
Sperlinga	55	39	70,91%	31	56,36%	75	58	77,33%	54	72,00%	65	43	66,15%	35	53,85%	73	65	89,04%	58	79,45%	113	84	74,34%	78	69,03%	95	85	89,47%	72	75,79%	73	59	80,82%	55	75,34%	96	85	88,54%	83	86,46%	645	518	80,31%	466	72,25%
Enna	1745	974	55,82%	593	33,98%	2852	2125	74,51%	1500	52,59%	3000	1988	66,27%	1485	49,50%	3474	2698	77,66%	2080	59,87%	4116	3338	81,10%	2817	68,44%	3758	3235	86,08%	2836	75,47%	2787	2450	87,91%	2248	80,66%	2054	1840	89,58%	1746	85,00%	23786	18648	78,40%	15305	64,34%
Troina	662	396	59,82%	245	37,01%	975	652	66,87%	479	49,13%	981	622	63,40%	483	49,24%	1080	820	75,93%	646	59,81%	1389	1113	80,13%	923	66,45%	1173	1023	87,21%	887	75,62%	920	827	89,89%	746	81,09%	832	738	88,70%	704	84,62%	8012	6191	77,27%	5113	63,82%
Nicosia	1091	620	56,83%	400	36,66%	1526	1093	71,63%	813	53,28%	1370	928	67,74%	694	50,66%	1837	1293	70,39%	1027	55,91%	2112	1712	81,06%	1450	68,66%	1681	1452	86,38%	1279	76,09%	1238	1058	85,46%	983	79,40%	1098	954	86,89%	914	83,24%	11953	9110	76,22%	7560	63,25%
Calascibetta	318	146	45,91%	76	23,90%	484	336	69,42%	248	51,24%	469	314	66,95%	238	50,75%	518	370	71,43%	287	55,41%	666	536	80,48%	433	65,02%	563	463	82,24%	411	73,00%	395	369	93,42%	340	86,08%	360	319	88,61%	314	87,22%	3773	2853	75,62%	2347	62,21%
Gagliano Castelferrato	272	139	51,10%	94	34,56%	347	244	70,32%	197	56,77%	363	237	65,29%	182	50,14%	512	331	64,65%	262	51,17%	473	384	81,18%	329	69,56%	459	378	82,35%	339	73,86%	414	387	93,48%	362	87,44%	287	240	83,62%	233	81,18%	3127	2340	74,83%	1998	63,90%
Villarosa	380	189	49,74%	65	17,11%	528	344	65,15%	213	40,34%	467	272	58,24%	184	39,40%	570	386	67,72%	276	48,42%	660	499	75,61%	390	59,09%	668	575	86,08%	486	72,75%	435	386	88,74%	354	81,38%	351	324	92,31%	311	88,60%	4059	2975	73,29%	2279	56,15%
Aidone	326	172	52,76%	107	32,82%	617	349	56,56%	247	40,03%	539	327	60,67%	253	46,94%	542	366	67,53%	270	49,82%	654	555	84,86%	458	70,03%	607	509	83,86%	440	72,49%	453	393	86,75%	352	77,70%	404	363	89,85%	338	83,66%	4142	3034	73,25%	2465	59,51%
Valguarnera Caropepe	628	303	48,25%	168	26,75%	794	504	63,48%	350	44,08%	815	482	59,14%	310	38,04%	934	621	66,49%	462	49,46%	1078	776	71,99%	600	55,66%	895	722	80,67%	588	65,70%	702	618	88,03%	532	75,78%	588	523	88,95%	494	84,01%	6434	4549	70,70%	3504	54,46%
Leonforte	1151	542	47,09%	313	27,19%	1560	1025	65,71%	716	45,90%	1556	912	58,61%	674	43,32%	1599	1100	68,79%	838	52,41%	1984	1437	72,43%	1178	59,38%	1571	1250	79,57%	1079	68,68%	1178	970	82,34%	899	76,32%	857	653	76,20%	620	72,35%	11456	7889	68,86%	6317	55,14%
Piazza Armerina	1696	809	47,70%	377	22,23%	2535	1517	59,84%	930	36,69%	2596	1473	56,74%	921	35,48%	2729	1746	63,98%	1142	41,85%	3171	2402	75,75%	1853	58,44%	2746	2180	79,39%	1790	65,19%	1988	1684	84,71%	1487	74,80%	1460	1191	81,58%	1117	76,51%	18921	13002	68,72%	9617	50,83%
Pietraperzia	521	247	47,41%	112	21,50%	765	469	61,31%	304	39,74%	664	386	58,13%	267	40,21%	845	501	59,29%	364	43,08%	975	694	71,18%	536	54,97%	837	640	76,46%	521	62,25%	602	487	80,90%	417	69,27%	622	494	79,42%	467	75,08%	5831	3918	67,19%	2988	51,24%
Regalbuto	517	239	46,23%	99	19,15%	892	465	52,13%	280	31,39%	873	472	54,07%	313	35,85%	864	541	62,62%	361	41,78%	1016	698	68,70%	527	51,87%	877	701	79,93%	576	65,68%	632	548	86,71%	497	78,64%	475	434	91,37%	411	86,53%	6146	4098	66,68%	3064	49,85%
Assoro	419	172	41,05%	102	24,34%	557	342	61,40%	243	43,63%	568	309	54,40%	226	39,79%	656	369	56,25%	276	42,07%	754	521	69,10%	414	54,91%	772	562	72,80%	461	59,72%	454	411	90,53%	370	81,50%	307	235	76,55%	213	69,38%	4487	2921	65,10%	2305	51,37%
Nissoria	229	93	40,61%	59	25,76%	408	244	59,80%	174	42,65%	334	175	52,40%	126	37,72%	394	213	54,06%	165	41,88%	460	318	69,13%	257	55,87%	385	290	75,32%	253	65,71%	225	190	84,44%	172	76,44%	164	142	86,59%	132	80,49%	2599	1665	64,06%	1338	51,48%
Centuripe	399	123	30,83%	45	11,28%	581	291	50,09%	198	34,08%	614	306	49,84%	208	33,88%	640	349	54,53%	240	37,50%	799	525	65,71%	393	49,19%	732	578	78,96%	450	61,48%	483	432	89,44%	381	78,88%	459	384	83,66%	364	79,30%	4707	2988	63,48%	2279	48,42%
Barrafranca	1001	340	33,97%	152	15,18%	1408	758	53,84%	471	33,45%	1317	600	45,56%	370	28,09%	1769	876	49,52%	568	32,11%	1764	1142	64,74%	859	48,70%	1376	931	67,66%	757	55,01%	1142	823	72,07%	679	59,46%	964	634	65,77%	577	59,85%	10741	6104	56,83%	4433	41,27%
Catenanuova	418	143	34,21%	60	14,35%	587	304	51,79%	217	36,97%	561	230	41,00%	173	30,84%	619	313	50,57%	232	37,48%	672	367	54,61%	300	44,64%	543	386	71,09%	316	58,20%	390	329	84,36%	300	76,92%	306	240	78,43%	233	76,14%	4096	2312	56,45%	1831	44,70%
Agira	699	210	30,04%	87	12,45%	951	440	46,27%	280	29,44%	898	345	38,42%	213	23,72%	1042	481	46,16%	348	33,40%	1235	682	55,22%	519	42,02%	939	626	66,67%	507	53,99%	700	524	74,86%	461	65,86%	535	396	74,02%	379	70,84%	6999	3704	52,92%	2794	39,92%
Totale	**12668**	**5970**	**47,13%**	**3233**	**25,52%**	**18631**	**11719**	**62,90%**	**8044**	**43,18%**	**18272**	**10564**	**57,82%**	**7476**	**40,92%**	**20934**	**13611**	**65,02%**	**10035**	**47,94%**	**24376**	**18010**	**73,88%**	**14502**	**59,49%**	**20937**	**16809**	**80,28%**	**14235**	**67,99%**	**15401**	**13113**	**85,14%**	**11798**	**76,61%**	**12413**	**10357**	**83,44%**	**9819**	**79,10%**	**143632**	**100153**	**69,73%**	**79142**	**55,10%**

Regione Siciliana

Target per provincia

Per vaccinati si intende i soggetti ovunque in Sicilia vaccinati con almeno una dose

Messina

28/12/2020 - 12/08/2021

TARGET PER COMUNE E FASCE DI ETA'

Fascia	12-19					20-29					30-39					40-49					50-59					60-69					70-79					80->					Totale				
Comune	Target	Vaccinati	%V	Richiami	%R	Target	Vaccinati	%V	Richiami	%R	Target	Vaccinati	%V	Richiami	%R	Target	Vaccinati	%V	Richiami	%R	Target	Vaccinati	%V	Richiami	%R	Target	Vaccinati	%V	Richiami	%R	Target	Vaccinati	%V	Richiami	%R	Target	Vaccinati	%V	Richiami	%R	Target	Vaccinati	%V	Richiami	%R
Roccafiorita	11	7	63,64%	3	27,27%	25	19	76,00%	17	68,00%	27	33	122,22%	22	81,48%	21	28	133,33%	21	100,00%	28	30	107,14%	24	85,71%	27	37	137,04%	35	129,63%	17	16	94,12%	16	94,12%	16	15	93,75%	15	93,75%	172	185	107,56%	153	88,95%
San Marco d'Alunzio	136	62	45,59%	42	30,88%	190	152	80,00%	112	58,95%	206	160	77,67%	127	61,65%	241	216	89,63%	170	70,54%	293	269	91,81%	217	74,06%	255	230	90,20%	216	84,71%	158	157	99,37%	150	94,94%	183	181	98,91%	161	87,98%	1662	1427	85,86%	1195	71,90%
Mistretta	343	208	60,64%	120	34,99%	512	412	80,47%	313	61,13%	533	396	74,30%	315	59,10%	590	447	75,76%	409	69,32%	668	613	91,77%	554	82,93%	597	545	91,29%	511	85,59%	490	420	85,71%	400	81,63%	395	345	87,34%	333	84,30%	4128	3386	82,03%	2955	71,58%
Limina	43	28	65,12%	15	34,88%	66	58	87,88%	49	74,24%	74	55	74,32%	46	62,16%	77	58	75,32%	50	64,94%	110	89	80,91%	81	73,64%	101	99	98,02%	93	92,08%	103	88	85,44%	83	80,58%	106	81	76,42%	78	73,58%	680	556	81,76%	495	72,79%
Motta d'Affermo	53	41	77,36%	32	60,38%	66	41	62,12%	33	50,00%	55	44	80,00%	33	60,00%	81	58	71,60%	48	59,26%	101	78	77,23%	74	73,27%	109	85	77,98%	73	66,97%	92	85	92,39%	73	79,35%	78	80	102,56%	74	94,87%	635	512	80,63%	440	69,29%
San Pier Niceto	198	87	43,94%	47	23,74%	289	193	66,78%	137	47,40%	264	210	79,55%	145	54,92%	360	259	71,94%	199	55,28%	397	344	86,65%	291	73,30%	350	342	97,71%	308	88,00%	303	265	87,46%	248	81,85%	276	257	93,12%	247	89,49%	2437	1957	80,30%	1622	66,56%
Mirto	57	26	45,61%	9	15,79%	100	73	73,00%	65	65,00%	113	76	67,26%	60	53,10%	107	78	72,90%	70	65,42%	139	112	80,58%	104	74,82%	136	133	97,79%	126	92,65%	86	85	98,84%	82	95,35%	101	87	86,14%	87	86,14%	839	670	79,86%	603	71,87%
Ucria	49	19	38,78%	7	14,29%	96	73	76,04%	38	39,58%	105	77	73,33%	34	32,38%	108	80	74,07%	32	29,63%	148	124	83,78%	87	58,78%	129	114	88,37%	99	76,74%	111	94	84,68%	91	81,98%	123	107	86,99%	104	84,55%	869	688	79,17%	492	56,62%
Castel di Lucio	86	52	60,47%	26	30,23%	132	108	81,82%	75	56,82%	116	78	67,24%	66	56,90%	157	112	71,34%	90	57,32%	180	138	76,67%	110	61,11%	174	143	82,18%	124	71,26%	122	122	100,00%	99	81,15%	123	107	86,99%	94	76,42%	1090	860	78,90%	684	62,75%
San Salvatore di Fitalia	57	30	52,63%	20	35,09%	121	70	57,85%	51	42,15%	141	104	73,76%	86	60,99%	130	88	67,69%	65	50,00%	179	141	78,77%	125	69,83%	177	160	90,40%	149	84,18%	127	116	91,34%	110	86,61%	159	149	93,71%	145	91,19%	1091	858	78,64%	751	68,84%
Brolo	434	228	52,53%	116	26,73%	598	419	70,07%	252	42,14%	741	500	67,48%	331	44,67%	852	636	74,65%	471	55,28%	938	721	76,87%	592	63,11%	740	688	92,97%	617	83,38%	509	464	91,16%	433	85,07%	359	351	97,77%	340	94,71%	5171	4007	77,49%	3152	60,96%
Raccuja	54	24	44,44%	16	29,63%	83	57	68,67%	32	38,55%	87	62	71,26%	29	33,33%	128	89	69,53%	65	50,78%	160	131	81,88%	107	66,88%	130	103	79,23%	96	73,85%	114	92	80,70%	86	75,44%	91	94	103,30%	92	101,10%	847	652	76,98%	523	61,75%
Reitano	50	17	34,00%	13	26,00%	59	46	77,97%	42	71,19%	84	54	64,29%	47	55,95%	85	72	84,71%	68	80,00%	102	78	76,47%	77	75,49%	127	102	80,31%	92	72,44%	76	72	94,74%	69	90,79%	69	60	86,96%	57	82,61%	652	501	76,84%	465	71,32%
Alcara li Fusi	101	59	58,42%	40	39,60%	169	118	69,82%	90	53,25%	153	98	64,05%	70	45,75%	233	163	69,96%	145	62,23%	274	206	75,18%	172	62,77%	260	214	82,31%	193	74,23%	241	223	92,53%	211	87,55%	246	207	84,15%	201	81,71%	1677	1288	76,80%	1122	66,91%
Frazzanò	44	20	45,45%	15	34,09%	48	33	68,75%	30	62,50%	61	30	49,18%	27	44,26%	96	66	68,75%	56	58,33%	74	55	74,32%	50	67,57%	90	76	84,44%	71	78,89%	71	69	97,18%	69	97,18%	68	72	105,88%	72	105,88%	552	421	76,27%	390	70,65%
Ficarra	88	49	55,68%	34	38,64%	132	99	75,00%	66	50,00%	153	98	64,05%	72	47,06%	153	94	61,44%	75	49,02%	198	167	84,34%	132	66,67%	206	174	84,47%	156	75,73%	162	122	75,31%	114	70,37%	163	147	90,18%	143	87,73%	1255	950	75,70%	792	63,11%
Moio Alcantara	57	22	38,60%	19	33,33%	62	41	66,13%	37	59,68%	75	61	81,33%	53	70,67%	105	66	62,86%	61	58,10%	96	81	84,38%	78	81,25%	94	78	82,98%	74	78,72%	79	76	96,20%	69	87,34%	62	49	79,03%	46	74,19%	630	474	75,24%	437	69,37%
Malvagna	41	6	14,63%	2	4,88%	66	47	71,21%	41	62,12%	72	45	62,50%	38	52,78%	76	63	82,89%	54	71,05%	114	94	82,46%	88	77,19%	88	76	86,36%	67	76,14%	76	62	81,58%	58	76,32%	78	65	83,33%	60	76,92%	611	458	74,96%	408	66,78%
Pettineo	92	56	60,87%	38	41,30%	147	106	72,11%	78	53,06%	128	86	67,19%	58	45,31%	167	113	67,66%	94	56,29%	200	158	79,00%	138	69,00%	184	149	80,98%	128	69,57%	119	96	80,67%	85	71,43%	120	102	85,00%	96	80,00%	1157	866	74,85%	715	61,80%
Galati Mamertino	144	65	45,14%	40	27,78%	269	191	71,00%	124	46,10%	252	137	54,37%	94	37,30%	278	185	66,55%	133	47,84%	395	316	80,00%	246	62,28%	364	301	82,69%	243	66,76%	252	223	88,49%	196	77,78%	264	237	89,77%	226	85,61%	2218	1655	74,62%	1302	58,70%
Longi	120	49	40,83%	29	24,17%	143	116	81,12%	89	62,24%	156	84	53,85%	65	41,67%	186	128	68,82%	97	52,15%	230	185	80,43%	156	67,83%	181	158	87,29%	146	80,66%	134	116	86,57%	112	83,58%	98	91	92,86%	88	89,80%	1248	927	74,28%	782	62,66%
Santa Domenica Vittoria	88	42	47,73%	13	14,77%	106	69	65,09%	55	51,89%	86	51	59,30%	35	40,70%	116	90	77,59%	71	61,21%	155	107	69,03%	95	61,29%	122	103	84,43%	94	77,05%	54	58	107,41%	55	101,85%	84	74	88,10%	72	85,71%	811	594	73,24%	490	60,42%
Roccella Valdemone	47	7	14,89%	5	10,64%	50	35	70,00%	27	54,00%	61	40	65,57%	33	54,10%	84	49	58,33%	39	46,43%	80	65	81,25%	52	65,00%	86	80	93,02%	68	79,07%	57	52	91,23%	52	91,23%	76	67	88,16%	63	82,89%	541	395	73,01%	339	62,66%
Piraino	263	106	40,30%	55	20,91%	392	282	71,94%	174	44,39%	496	326	65,73%	214	43,15%	564	350	62,06%	261	46,28%	597	440	73,70%	390	65,33%	517	440	85,11%	403	77,95%	345	305	88,41%	285	82,61%	284	258	90,85%	248	87,32%	3458	2507	72,50%	2030	58,70%
Antillo	65	10	15,38%	6	9,23%	86	72	83,72%	61	70,93%	91	67	73,63%	58	63,74%	98	73	74,49%	64	65,31%	116	85	73,28%	75	64,66%	95	74	77,89%	71	74,74%	100	83	83,00%	80	80,00%	99	74	74,75%	71	71,72%	750	538	71,73%	486	64,80%
Mongiuffi Melia	30	12	40,00%	8	26,67%	52	43	82,69%	30	57,69%	71	38	53,52%	27	38,03%	64	52	81,25%	34	53,13%	97	72	74,23%	57	58,76%	93	79	84,95%	71	76,34%	54	37	68,52%	37	68,52%	50	32	64,00%	32	64,00%	511	365	71,43%	296	57,93%
Tusa	202	83	41,09%	54	26,73%	292	196	67,12%	140	47,95%	286	155	54,20%	118	41,26%	323	215	66,56%	178	55,11%	450	343	76,22%	299	66,44%	330	262	79,39%	222	67,27%	345	267	77,39%	239	69,28%	300	268	89,33%	259	86,33%	2528	1789	70,77%	1509	59,69%
Capo d'Orlando	896	332	37,05%	194	21,65%	1329	847	63,73%	564	42,44%	1590	954	60,00%	689	43,33%	1997	1312	65,70%	1032	51,68%	2118	1582	74,69%	1326	62,61%	1796	1425	79,34%	1282	71,38%	1283	1107	86,28%	1039	80,98%	926	850	91,79%	827	89,31%	11935	8409	70,46%	6953	58,26%
Militello Rosmarino	78	34	43,59%	25	32,05%	108	69	63,89%	45	41,67%	140	88	62,86%	65	46,43%	165	117	70,91%	93	56,36%	183	117	63,93%	94	51,37%	155	134	86,45%	121	78,06%	142	112	78,87%	101	71,13%	146	114	78,08%	108	73,97%	1117	785	70,28%	652	58,37%
Sant'Agata di Militello	969	440	45,41%	246	25,39%	1302	808	62,06%	546	41,94%	1336	812	60,78%	612	45,81%	1629	1111	68,20%	871	53,47%	2115	1534	72,53%	1299	61,42%	1618	1288	79,60%	1186	73,30%	1276	1059	82,99%	993	77,82%	968	815	84,19%	788	81,40%	11213	7867	70,16%	6541	58,33%
Caronia	231	102	44,16%	60	25,97%	331	233	70,39%	143	43,20%	305	175	57,38%	125	40,98%	386	252	65,28%	179	46,37%	536	386	72,01%	314	58,58%	405	328	80,99%	275	67,90%	308	234	75,97%	211	68,51%	310	240	77,42%	227	73,23%	2812	1950	69,35%	1534	54,55%
Motta Camastra	48	18	37,50%	14	29,17%	64	45	70,31%	39	60,94%	90	54	60,00%	48	53,33%	128	85	66,41%	77	60,16%	101	75	74,26%	72	71,29%	108	81	75,00%	74	68,52%	113	87	76,99%	85	75,22%	70	52	74,29%	50	71,43%	722	497	68,84%	459	63,57%
Mandanici	35	18	51,43%	8	22,86%	60	39	65,00%	29	48,33%	47	24	51,06%	20	42,55%	80	41	51,25%	36	45,00%	69	50	72,46%	42	60,87%	80	58	72,50%	53	66,25%	72	63	87,50%	61	84,72%	68	56	82,35%	54	79,41%	511	349	68,30%	303	59,30%
Acquedolci	441	237	53,74%	135	30,61%	605	361	59,67%	226	37,36%	672	381	56,70%	253	37,65%	758	502	66,23%	360	47,49%	901	649	72,03%	498	55,27%	715	552	77,20%	459	64,20%	499	411	82,36%	371	74,35%	371	286	77,09%	265	71,43%	4962	3379	68,10%	2567	51,73%
Barcellona Pozzo di Gotto	3254	1034	31,78%	590	18,13%	4500	2878	63,96%	1861	41,36%	4978	2859	57,43%	2026	40,70%	5940	3775	63,55%	2717	45,74%	5909	4324	73,18%	3571	60,43%	4980	4043	81,18%	3603	72,35%	3784	3166	83,67%	2986	78,91%	2519	2282	90,59%	2154	85,51%	35864	24361	67,93%	19508	54,39%
Gallodoro	19	5	26,32%	5	26,32%	36	23	63,89%	17	47,22%	37	16	43,24%	12	32,43%	47	31	65,96%	15	31,91%	57	33	57,89%	28	49,12%	58	54	93,10%	42	72,41%	33	27	81,82%	24	72,73%	32	27	84,38%	26	81,25%	319	216	67,71%	169	52,98%
Basicò	25	6	24,00%	3	12,00%	64	31	48,44%	22	34,38%	51	28	54,90%	20	39,22%	68	37	54,41%	32	47,06%	85	66	77,65%	53	62,35%	75	62	82,67%	52	69,33%	71	59	83,10%	55	77,46%	78	57	73,08%	52	66,67%	517	346	66,92%	289	55,90%
Cesarò	177	56	31,64%	31	17,51%	235	154	65,53%	108	45,96%	228	116	50,88%	80	35,09%	286	185	64,69%	138	48,25%	325	260	80,00%	209	64,31%	309	222	71,84%	184	59,55%	209	173	82,78%	147	70,33%	213	159	74,65%	149	69,95%	1982	1325	66,85%	1046	52,77%
San Piero Patti	187	71	37,97%	30	16,04%	246	148	60,16%	91	36,99%	316	174	55,06%	107	33,86%	377	214	56,76%	156	41,38%	386	271	70,21%	220	56,99%	405	309	76,30%	277	68,40%	277	236	85,20%	213	76,90%	267	215	80,52%	208	77,90%	2461	1638	66,56%	1302	52,91%
San Teodoro	91	30	32,97%	16	17,58%	148	89	60,14%	69	46,62%	133	80	60,15%	61	45,86%	173	115	66,47%	86	49,71%	199	147	73,87%	118	59,30%	138	105	76,09%	88	63,77%	144	102	70,83%	83	57,64%	137	106	77,37%	90	65,69%	1163	774	66,55%	611	52,54%
Torregrotta	560	196	35,00%	100	17,86%	738	432	58,54%	303	41,06%	925	513	55,46%	385	41,62%	1140	694	60,88%	496	43,51%	1091	781	71,59%	647	59,30%	906	735	81,13%	658	72,63%	642	547	85,20%	520	81,00%	439	385	87,70%	363	82,69%	6441	4283	66,50%	3472	53,90%
Tripi	42	9	21,43%	4	9,52%	72	41	56,94%	30	41,67%	92	61	66,30%	48	52,17%	91	50	54,95%	36	39,56%	120	99	82,50%	73	60,83%	138	99	71,74%	88	63,77%	66	51	77,27%	45	68,18%	85	59	69,41%	56	65,88%	706	469	66,43%	380	53,82%
Fondachelli-Fantina	64	41	64,06%	31	48,44%	157	75	47,77%	46	29,30%	122	68	55,74%	43	35,25%	128	77	60,16%	55	42,97%	138	104	75,36%	87	63,04%	99	78	78,79%	73	73,74%	119	94	78,99%	90	75,63%	105	81	77,14%	79	75,24%	932	618	66,31%	504	54,08%
Santa Marina Salina	43	12	27,91%	6	13,95%	81	52	64,20%	44	54,32%	124	77	62,10%	73	58,87%	126	94	74,60%	80	63,49%	124	95	76,61%	72	58,06%	152	104	68,42%	73	48,03%	89	57	64,04%	48	53,93%	45	28	62,22%	26	57,78%	784	519	66,20%	422	53,83%
Torrenova	336	134	39,88%	79	23,51%	523	334	63,86%	246	47,04%	585	305	52,14%	223	38,12%	718	432	60,17%	345	48,05%	707	497	70,30%	424	59,97%	543	414	76,24%	371	68,32%	407	335	82,31%	312	76,66%	221	223	100,90%	218	98,64%	4040	2674	66,19%	2218	54,90%
Terme Vigliatore	549	187	34,06%	102	18,58%	751	456	60,72%	295	39,28%	943	500	53,02%	339	35,95%	1103	673	61,02%	497	45,06%	1065	756	70,99%	608	57,09%	843	655	77,70%	556	65,95%	671	582	86,74%	547	81,52%	480	414	86,25%	403	83,96%	6405	4223	65,93%	3347	52,26%
Letojanni	213	67	31,46%	43	20,19%	249	140	56,22%	96	38,55%	354	192	54,24%	139	39,27%	413	266	64,41%	203	49,15%	427	303	70,96%	244	57,14%	367	283	77,11%	247	67,30%	259	232	89,58%	209	80,69%	178	136	76,40%	122	68,54%	2460	1619	65,81%	1303	52,97%
Rodi Milici	136	33	24,26%	19	13,97%	229	141	61,57%	78	34,06%	241	131	54,36%	80	33,20%	251	148	58,96%	113	45,02%	299	220	73,58%	184	61,54%	271	202	74,54%	174	64,21%	208	154	74,04%	146	70,19%	175	159	90,86%	154	88,00%	1810	1188	65,64%	948	52,38%
Falcone	215	67	31,16%	31	14,42%	280	150	53,57%	99	35,36%	304	151	49,67%	110	36,18%	377	219	58,09%	154	40,85%	440	278	63,18%	237	53,86%	331	275	83,08%	247	74,62%	299	278	92,98%	268	89,63%	216	185	85,65%	181	83,80%	2462	1603	65,11%	1327	53,90%
Malfa	70	9	12,86%	9	12,86%	87	56	64,37%	51	58,62%	138	94	68,12%	85	61,59%	158	110	69,62%	100	63,29%	155	108	69,68%	82	52,90%	124	103	83,06%	66	53,23%	102	63	61,76%	52	50,98%	36	23	63,89%	21	58,33%	870	566	65,06%	466	53,56%
Forza d'Agrò	57	13	22,81%	12	21,05%	102	63	61,76%	38	37,25%	115	54	46,96%	35	30,43%	109	79	72,48%	52	47,71%	126	86	68,25%	76	60,32%	123	96	78,05%	82	66,67%	79	60	75,95%	56	70,89%	73	59	80,82%	59	80,82%	784	510	65,05%	410	52,30%
Santo Stefano di Camastra	306	128	41,83%	75	24,51%	455	297	65,27%	207	45,49%	527	259	49,15%	174	33,02%	654	377	57,65%	292	44,65%	681	462	67,84%	385	56,53%	618	462	74,76%	389	62,94%	477	376	78,83%	341	71,49%	355	288	81,13%	261	73,52%	4073	2649	65,04%	2124	52,15%
Roccavaldina	80	32	40,00%	21	26,25%	92	46	50,00%	34	36,96%	117	63	53,85%	49	41,88%	135	75	55,56%	59	43,70%	162	108	66,67%	95	58,64%	155	121	78,06%	108	69,68%	105	82	78,10%	78	74,29%	80	74	92,50%	71	88,75%	926	601	64,90%	515	55,62%
Capri Leone	377	141	37,40%	69	18,30%	529	328	62,00%	207	39,13%	543	333	61,33%	227	41,80%	603	368	61,03%	283	46,93%	696	468	67,24%	380	54,60%	591	450	76,14%	410	69,37%	353	288	81,59%	261	73,94%	211	157	74,41%	152	72,04%	3903	2533	64,90%	1989	50,96%
Castroreale	150	47	31,33%	30	20,00%	259	144	55,60%	105	40,54%	231	119	51,52%	95	41,13%	302	157	51,99%	117	38,74%	311	215	69,13%	182	58,52%	301	224	74,42%	201	66,78%	264	224	84,85%	211	79,92%	239	203	84,94%	195	81,59%	2057	1333	64,80%	1136	55,23%
Naso	219	59	26,94%	27	12,33%	357	202	56,58%	119	33,33%	410	219	53,41%	127	30,98%	443	233	52,60%	169	38,15%	546	345	63,19%	279	51,10%	573	444	77,49%	384	67,02%	411	344	83,70%	308	74,94%	331	277	83,69%	269	81,27%	3290	2123	64,53%	1682	51,12%
Casalvecchio Siculo	31	2	6,45%	2	6,45%	85	58	68,24%	47	55,29%	117	59	50,43%	49	41,88%	63	42	66,67%	35	55,56%	109	81	74,31%	76	69,72%	112	81	72,32%	76	67,86%	80	64	80,00%	63	78,75%	87	54	62,07%	50	57,47%	684	441	64,47%	398	58,19%
Sant'Angelo di Brolo	175	63	36,00%	20	11,43%	304	182	59,87%	89	29,28%	357	193	54,06%	123	34,45%	336	211	62,80%	143	42,56%	420	226	53,81%	172	40,95%	421	313	74,35%	268	63,66%	309	233	75,40%	212	68,61%	323	278	86,07%	268	82,97%	2645	1699	64,23%	1295	48,96%
San Fratello	252	83	32,94%	47	18,65%	402	258	64,18%	161	40,05%	397	230	57,93%	143	36,02%	367	249	67,85%	142	38,69%	611	390	63,83%	282	46,15%	487	345	70,84%	293	60,16%	290	215	74,14%	185	63,79%	298	219	73,49%	199	66,78%	3104	1989	64,08%	1452	46,78%
Montalbano Elicona	137	41	29,93%	22	16,06%	204	99	48,53%	69	33,82%	206	94	45,63%	58	28,16%	253	149	58,89%	97	38,34%	317	192	60,57%	142	44,79%	271	214	78,97%	198	73,06%	247	219	88,66%	208	84,21%	276	215	77,90%	209	75,72%	1911	1223	64,00%	1003	52,49%
Patti	966	291	30,12%	164	16,98%	1244	718	57,72%	456	36,66%	1506	816	54,18%	509	33,80%	1923	1158	60,22%	803	41,76%	1929	1325	68,69%	1099	56,97%	1727	1276	73,89%	1117	64,68%	1349	1049	77,76%	955	70,79%	950	781	82,21%	750	78,95%	11594	7414	63,95%	5853	50,48%
Milazzo	2154	689	31,99%	356	16,53%	3026	1771	58,53%	1189	39,29%	3261	1782	54,65%	1300	39,87%	4409	2589	58,72%	1988	45,09%	4897	3287	67,12%	2719	55,52%	3930	2894	73,64%	2550	64,89%	3365	2572	76,43%	2398	71,26%	2178	1821	83,61%	1744	80,07%	27220	17405	63,94%	14244	52,33%
Capizzi	262	106	40,46%	74	28,24%	342	248	72,51%	174	50,88%	321	189	58,88%	141	43,93%	380	218	57,37%	164	43,16%	463	299	64,58%	230	49,68%	322	226	70,19%	183	56,83%	255	179	70,20%	155	60,78%	193	137	70,98%	127	65,80%	2538	1602	63,12%	1248	49,17%
Mazzarrà Sant'Andrea	93	22	23,66%	12	12,90%	146	80	54,79%	39	26,71%	182	89	48,90%	64	35,16%	169	112	66,27%	76	44,97%	217	135	62,21%	112	51,61%	190	148	77,89%	129	67,89%	155	109	70,32%	99	63,87%	127	108	85,04%	107	84,25%	1279	803	62,78%	638	49,88%
Novara di Sicilia	65	17	26,15%	9	13,85%	114	56	49,12%	35	30,70%	125	59	47,20%	45	36,00%	163	103	63,19%	77	47,24%	158	114	72,15%	87	55,06%	161	111	68,94%	102	63,35%	153	118	77,12%	109	71,24%	173	119	68,79%	111	64,16%	1112	697	62,68%	575	51,71%
Gualtieri Sicaminò	106	34	32,08%	16	15,09%	170	94	55,29%	60	35,29%	175	95	54,29%	64	36,57%	229	123	53,71%	82	35,81%	218	137	62,84%	102	46,79%	240	181	75,42%	161	67,08%	199	144	72,36%	131	65,83%	134	102	76,12%	92	68,66%	1471	910	61,86%	708	48,13%
Francavilla di Sicilia	253	67	26,48%	29	11,46%	334	168	50,30%	119	35,63%	403	204	50,62%	142	35,24%	486	243	50,00%	171	35,19%	562	348	61,92%	284	50,53%	533	404	75,80%	353	66,23%	380	321	84,47%	292	76,84%	337	277	82,20%	270	80,12%	3288	2032	61,80%	1660	50,49%
Saponara	256	72	28,13%	44	17,19%	405	195	48,15%	152	37,53%	428	226	52,80%	172	40,19%	504	266	52,78%	195	38,69%	606	387	63,86%	325	53,63%	571	423	74,08%	371	64,97%	366	316	86,34%	300	81,97%	275

Regione Siciliana

Target per provincia

Per vaccinati si intende i soggetti ovunque in Sicilia vaccinati con almeno una dose

Palermo

27/12/2020 - 12/08/2021

TARGET PER COMUNE E FASCE DI ETA'

Fascia	12-19					20-29					30-39					40-49					50-59					60-69					70-79					80->					Totale				
Comune	Target	Vaccinati	%V	Richiami	%R	Target	Vaccinati	%V	Richiami	%R	Target	Vaccinati	%V	Richiami	%R	Target	Vaccinati	%V	Richiami	%R	Target	Vaccinati	%V	Richiami	%R	Target	Vaccinati	%V	Richiami	%R	Target	Vaccinati	%V	Richiami	%R	Target	Vaccinati	%V	Richiami	%R	Target	Vaccinati	%V	Richiami	%R
Palazzo Adriano	124	90	72,58%	63	50,81%	220	217	98,64%	166	75,45%	210	188	89,52%	154	73,33%	236	229	97,03%	181	76,69%	303	288	95,05%	233	76,90%	287	306	106,62%	274	95,47%	173	196	113,29%	173	100,00%	206	179	86,89%	164	79,61%	1759	1693	96,25%	1408	80,05%
Ustica	81	51	62,96%	37	45,68%	121	112	92,56%	102	84,30%	143	137	95,80%	131	91,61%	182	169	92,86%	160	87,91%	199	199	100,00%	173	86,93%	189	186	98,41%	173	91,53%	158	137	86,71%	134	84,81%	106	97	91,51%	90	84,91%	1179	1088	92,28%	1000	84,82%
Isnello	93	61	65,59%	36	38,71%	120	110	91,67%	88	73,33%	131	95	72,52%	74	56,49%	158	121	76,58%	80	50,63%	247	230	93,12%	169	68,42%	198	205	103,54%	170	85,86%	157	148	94,27%	135	85,99%	184	177	96,20%	170	92,39%	1288	1147	89,05%	922	71,58%
Giuliana	113	85	75,22%	66	58,41%	173	136	78,61%	130	75,14%	190	157	82,63%	143	75,26%	217	175	80,65%	170	78,34%	244	222	90,98%	213	87,30%	264	245	92,80%	236	89,39%	187	193	103,21%	184	98,40%	243	233	95,88%	227	93,42%	1631	1446	88,66%	1369	83,94%
Sclafani Bagni	22	12	54,55%	7	31,82%	38	28	73,68%	27	71,05%	40	28	70,00%	26	65,00%	57	47	82,46%	41	71,93%	56	44	78,57%	40	71,43%	56	53	94,64%	53	94,64%	43	45	104,65%	43	100,00%	54	49	90,74%	48	88,89%	366	306	83,61%	285	77,87%
Scillato	31	16	51,61%	9	29,03%	51	49	96,08%	40	78,43%	84	48	57,14%	42	50,00%	79	67	84,81%	64	81,01%	90	88	97,78%	79	87,78%	84	63	75,00%	60	71,43%	87	78	89,66%	76	87,36%	65	61	93,85%	59	90,77%	571	470	82,31%	429	75,13%
Prizzi	317	203	64,04%	121	38,17%	494	363	73,48%	295	59,72%	483	361	74,74%	290	60,04%	554	442	79,78%	362	65,34%	728	632	86,81%	527	72,39%	546	496	90,84%	438	80,22%	498	433	86,95%	404	81,12%	447	416	93,06%	405	90,60%	4067	3346	82,27%	2842	69,88%
Ventimiglia di Sicilia	135	90	66,67%	55	40,74%	220	173	78,64%	125	56,82%	216	143	66,20%	119	55,09%	239	188	78,66%	152	63,60%	289	264	91,35%	227	78,55%	209	185	88,52%	169	80,86%	186	168	90,32%	160	86,02%	197	179	90,86%	171	86,80%	1691	1390	82,20%	1178	69,66%
Gangi	434	296	68,20%	176	40,55%	639	488	76,37%	386	60,41%	655	482	73,59%	400	61,07%	807	600	74,35%	483	59,85%	963	793	82,35%	683	70,92%	859	769	89,52%	682	79,39%	726	639	88,02%	596	82,09%	765	695	90,85%	669	87,45%	5848	4762	81,43%	4075	69,68%
Contessa Entellina	118	75	63,56%	25	21,19%	160	117	73,13%	83	51,88%	175	113	64,57%	80	45,71%	184	146	79,35%	96	52,17%	247	205	83,00%	180	72,87%	221	207	93,67%	196	88,69%	175	151	86,29%	141	80,57%	155	151	97,42%	148	95,48%	1435	1165	81,18%	949	66,13%
Cefalù	913	475	52,03%	302	33,08%	1313	1013	77,15%	738	56,21%	1681	1213	72,16%	972	57,82%	1950	1549	79,44%	1293	66,31%	2157	1773	82,20%	1566	72,60%	1976	1740	88,06%	1597	80,82%	1657	1530	92,34%	1454	87,75%	1145	1037	90,57%	1010	88,21%	12792	10330	80,75%	8932	69,82%
Cefalà Diana	77	37	48,05%	18	23,38%	96	80	83,33%	62	64,58%	132	87	65,91%	67	50,76%	133	115	86,47%	108	81,20%	147	124	84,35%	110	74,83%	122	108	88,52%	101	82,79%	88	78	88,64%	72	81,82%	77	75	97,40%	70	90,91%	872	704	80,73%	608	69,72%
Castelbuono	600	360	60,00%	188	31,33%	937	672	71,72%	474	50,59%	947	685	72,33%	508	53,64%	1071	787	73,48%	637	59,48%	1281	1067	83,29%	883	68,93%	1179	1001	84,90%	909	77,10%	893	857	95,97%	813	91,04%	775	728	93,94%	689	88,90%	7683	6157	80,14%	5101	66,39%
Geraci Siculo	129	88	68,22%	64	49,61%	232	182	78,45%	138	59,48%	177	113	63,84%	92	51,98%	207	155	74,88%	135	65,22%	287	230	80,14%	198	68,99%	193	176	91,19%	159	82,38%	195	174	89,23%	160	82,05%	241	213	88,38%	206	85,48%	1661	1331	80,13%	1152	69,36%
Castellana Sicula	244	177	72,54%	96	39,34%	334	236	70,66%	175	52,40%	337	217	64,39%	175	51,93%	380	268	70,53%	209	55,00%	487	422	86,65%	375	77,00%	444	402	90,54%	367	82,66%	319	299	93,73%	285	89,34%	350	295	84,29%	286	81,71%	2895	2316	80,00%	1968	67,98%
Campofelice di Fitalia	35	27	77,14%	19	54,29%	69	54	78,26%	51	73,91%	47	34	72,34%	30	63,83%	55	42	76,36%	37	67,27%	74	60	81,08%	52	70,27%	44	37	84,09%	34	77,27%	36	37	102,78%	37	102,78%	61	45	73,77%	43	70,49%	421	336	79,81%	303	71,97%
Campofiorito	97	66	68,04%	27	27,84%	123	71	57,72%	48	39,02%	109	80	73,39%	52	47,71%	171	122	71,35%	101	59,06%	168	135	80,36%	115	68,45%	157	130	82,80%	122	77,71%	121	115	95,04%	108	89,26%	136	144	105,88%	142	104,41%	1082	863	79,76%	715	66,08%
Villafrati	247	130	52,63%	64	25,91%	330	222	67,27%	128	38,79%	373	276	73,99%	170	45,58%	438	326	74,43%	229	52,28%	432	376	87,04%	292	67,59%	404	361	89,36%	311	76,98%	344	292	84,88%	265	77,03%	258	271	105,04%	256	99,22%	2826	2254	79,76%	1715	60,69%
Gratteri	54	31	57,41%	15	27,78%	58	49	84,48%	43	74,14%	104	71	68,27%	64	61,54%	117	94	80,34%	82	70,09%	121	90	74,38%	87	71,90%	144	126	87,50%	116	80,56%	117	103	88,03%	99	84,62%	99	85	85,86%	84	84,85%	814	649	79,73%	590	72,48%
Roccapalumba	164	88	53,66%	61	37,20%	258	204	79,07%	164	63,57%	226	154	68,14%	123	54,42%	257	179	69,65%	157	61,09%	397	320	80,60%	278	70,03%	288	252	87,50%	221	76,74%	238	223	93,70%	214	89,92%	230	216	93,91%	202	87,83%	2058	1636	79,49%	1420	69,00%
Collesano	300	157	52,33%	66	22,00%	345	271	78,55%	188	54,49%	413	298	72,15%	223	54,00%	522	398	76,25%	311	59,58%	533	408	76,55%	336	63,04%	582	509	87,46%	410	70,45%	438	395	90,18%	357	81,51%	361	312	86,43%	304	84,21%	3494	2748	78,65%	2195	62,82%
Bisacquino	310	185	59,68%	92	29,68%	471	326	69,21%	242	51,38%	441	309	70,07%	218	49,43%	511	358	70,06%	244	47,75%	647	540	83,46%	468	72,33%	521	466	89,44%	398	76,39%	474	413	87,13%	387	81,65%	492	428	86,99%	396	80,49%	3867	3025	78,23%	2445	63,23%
Roccamena	90	53	58,89%	39	43,33%	175	123	70,29%	97	55,43%	164	103	62,80%	88	53,66%	188	139	73,94%	109	57,98%	176	156	88,64%	140	79,55%	163	134	82,21%	129	79,14%	169	151	89,35%	144	85,21%	134	125	93,28%	124	92,54%	1259	984	78,16%	870	69,10%
Lercara Friddi	571	311	54,47%	184	32,22%	739	543	73,48%	425	57,51%	676	493	72,93%	376	55,62%	882	610	69,16%	476	53,97%	984	772	78,46%	658	66,87%	772	682	88,34%	617	79,92%	648	576	88,89%	524	80,86%	522	524	100,38%	495	94,83%	5794	4511	77,86%	3755	64,81%
Castronovo di Sicilia	209	113	54,07%	79	37,80%	329	251	76,29%	182	55,32%	331	235	71,00%	169	51,06%	359	267	74,37%	210	58,50%	442	353	79,86%	287	64,93%	410	365	89,02%	315	76,83%	316	259	81,96%	235	74,37%	310	251	80,97%	231	74,52%	2706	2094	77,38%	1708	63,12%
Caltavuturo	262	137	52,29%	85	32,44%	368	265	72,01%	205	55,71%	392	266	67,86%	206	52,55%	440	279	63,41%	219	49,77%	624	526	84,29%	468	75,00%	513	437	85,19%	378	73,68%	400	342	85,50%	323	80,75%	415	381	91,81%	352	84,82%	3414	2633	77,12%	2236	65,50%
Godrano	88	39	44,32%	19	21,59%	128	95	74,22%	52	40,63%	146	92	63,01%	50	34,25%	147	121	82,31%	91	61,90%	165	131	79,39%	112	67,88%	124	112	90,32%	107	86,29%	94	83	88,30%	80	85,11%	102	92	90,20%	90	88,24%	994	765	76,96%	601	60,46%
Palermo	53460	28170	52,69%	15447	28,89%	71940	51379	71,42%	37069	51,53%	75227	51657	68,67%	38464	51,13%	90823	67890	74,75%	53127	58,50%	97396	78718	80,82%	64113	65,83%	82110	69983	85,23%	60270	73,40%	61606	54795	88,94%	49996	81,15%	38505	35109	91,18%	32892	85,42%	571067	437696	76,65%	351378	61,53%
Petralia Sottana	145	97	66,90%	60	41,38%	275	210	76,36%	166	60,36%	256	176	68,75%	149	58,20%	291	218	74,91%	188	64,60%	421	350	83,14%	309	73,40%	384	317	82,55%	292	76,04%	277	223	80,51%	209	75,45%	306	208	67,97%	206	67,32%	2355	1799	76,39%	1579	67,05%
Pollina	191	77	40,31%	36	18,85%	306	217	70,92%	136	44,44%	320	207	64,69%	155	48,44%	392	280	71,43%	226	57,65%	438	336	76,71%	268	61,19%	409	350	85,57%	309	75,55%	304	272	89,47%	259	85,20%	261	258	98,85%	246	94,25%	2621	1997	76,19%	1635	62,38%
Aliminusa	86	39	45,35%	34	39,53%	128	95	74,22%	78	60,94%	101	61	60,40%	49	48,51%	139	99	71,22%	86	61,87%	181	143	79,01%	125	69,06%	138	121	87,68%	110	79,71%	123	104	84,55%	99	80,49%	128	114	89,06%	108	84,38%	1024	776	75,78%	689	67,29%
Montemaggiore Belsito	218	112	51,38%	68	31,19%	293	238	81,23%	188	64,16%	305	200	65,57%	158	51,80%	368	257	69,84%	211	57,34%	445	329	73,93%	287	64,49%	411	353	85,89%	316	76,89%	398	338	84,92%	305	76,63%	384	307	79,95%	290	75,52%	2822	2134	75,62%	1823	64,60%
Lascari	271	141	52,03%	87	32,10%	407	261	64,13%	212	52,09%	462	278	60,17%	214	46,32%	543	411	75,69%	354	65,19%	558	422	75,63%	380	68,10%	465	392	84,30%	366	78,71%	345	343	99,42%	321	93,04%	246	241	97,97%	236	95,93%	3297	2489	75,49%	2170	65,82%
Alia	242	150	61,98%	75	30,99%	331	262	79,15%	193	58,31%	400	249	62,25%	171	42,75%	404	343	84,90%	282	69,80%	512	368	71,88%	308	60,16%	460	362	78,70%	310	67,39%	394	323	81,98%	292	74,11%	361	257	71,19%	242	67,04%	3104	2314	74,55%	1873	60,34%
Santa Cristina Gela	85	50	58,82%	32	37,65%	108	96	88,89%	81	75,00%	119	71	59,66%	63	52,94%	146	100	68,49%	86	58,90%	177	147	83,05%	133	75,14%	106	83	78,30%	72	67,92%	84	66	78,57%	62	73,81%	54	41	75,93%	40	74,07%	879	654	74,40%	569	64,73%
Valledolmo	226	134	59,29%	54	23,89%	373	281	75,34%	210	56,30%	366	269	73,50%	213	58,20%	409	289	70,66%	238	58,19%	498	380	76,31%	319	64,06%	419	337	80,43%	290	69,21%	365	285	78,08%	256	70,14%	383	283	73,89%	261	68,15%	3039	2258	74,30%	1841	60,58%
Campofelice di Roccella	548	314	57,30%	195	35,58%	793	507	63,93%	355	44,77%	922	607	65,84%	449	48,70%	1187	880	74,14%	743	62,59%	1249	975	78,06%	871	69,74%	1004	808	80,48%	727	72,41%	699	597	85,41%	547	78,25%	425	378	88,94%	364	85,65%	6827	5066	74,21%	4251	62,27%
Camporeale	289	158	54,67%	73	25,26%	397	262	65,99%	180	45,34%	314	214	68,15%	145	46,18%	412	283	68,69%	208	50,49%	443	357	80,59%	254	57,34%	358	305	85,20%	266	74,30%	273	254	93,04%	222	81,32%	221	172	77,83%	153	69,23%	2707	2005	74,07%	1501	55,45%
Termini Imerese	2025	995	49,14%	581	28,69%	2839	1847	65,06%	1393	49,07%	3023	1889	62,49%	1519	50,25%	3550	2556	72,00%	2107	59,35%	3807	2941	77,25%	2525	66,33%	3253	2742	84,29%	2489	76,51%	2574	2315	89,94%	2170	84,30%	1637	1507	92,06%	1433	87,54%	22708	16792	73,95%	14217	62,61%
Vicari	216	94	43,52%	65	30,09%	232	175	75,43%	150	64,66%	245	165	67,35%	139	56,73%	371	255	68,73%	218	58,76%	363	279	76,86%	251	69,15%	312	269	86,22%	251	80,45%	309	259	83,82%	239	77,35%	255	202	79,22%	191	74,90%	2303	1698	73,73%	1504	65,31%
Chiusa Sclafani	191	98	51,31%	60	31,41%	277	214	77,26%	152	54,87%	264	161	60,98%	123	46,59%	323	202	62,54%	152	47,06%	428	293	68,46%	241	56,31%	351	303	86,32%	272	77,49%	270	231	85,56%	218	80,74%	336	282	83,93%	268	79,76%	2440	1784	73,11%	1486	60,90%
Balestrate	492	266	54,07%	154	31,30%	701	455	64,91%	325	46,36%	720	474	65,83%	344	47,78%	865	590	68,21%	480	55,49%	915	669	73,11%	580	63,39%	846	683	80,73%	593	70,09%	690	599	86,81%	545	78,99%	514	462	89,88%	434	84,44%	5743	4198	73,10%	3455	60,16%
Belmonte Mezzagno	1152	589	51,13%	299	25,95%	1267	872	68,82%	632	49,88%	1490	971	65,17%	718	48,19%	1601	1151	71,89%	915	57,15%	1454	1153	79,30%	939	64,58%	1293	1111	85,92%	936	72,39%	779	669	85,88%	615	78,95%	522	456	87,36%	421	80,65%	9558	6972	72,94%	5475	57,28%
Bompietro	85	35	41,18%	19	22,35%	128	90	70,31%	70	54,69%	126	78	61,90%	64	50,79%	151	106	70,20%	90	59,60%	210	153	72,86%	139	66,19%	172	136	79,07%	117	68,02%	133	117	87,97%	108	81,20%	183	151	82,51%	145	79,23%	1188	866	72,90%	752	63,30%
Marineo	501	223	44,51%	136	27,15%	709	498	70,24%	339	47,81%	797	516	64,74%	363	45,55%	828	561	67,75%	450	54,35%	921	679	73,72%	557	60,48%	810	682	84,20%	616	76,05%	571	502	87,92%	460	80,56%	490	421	85,92%	384	78,37%	5627	4082	72,54%	3305	58,73%
Corleone	920	418	45,43%	243	26,41%	1283	901	70,23%	656	51,13%	1230	761	61,87%	536	43,58%	1486	1026	69,04%	826	55,59%	1576	1182	75,00%	998	63,32%	1254	970	77,35%	869	69,30%	965	857	88,81%	823	85,28%	851	749	88,01%	704	82,73%	9565	6864	71,76%	5655	59,12%
Baucina	150	63	42,00%	40	26,67%	200	159	79,50%	122	61,00%	180	102	56,67%	74	41,11%	239	161	67,36%	115	48,12%	274	212	77,37%	184	67,15%	231	193	83,55%	182	78,79%	196	155	79,08%	135	68,88%	195	149	76,41%	140	71,79%	1665	1194	71,71%	992	59,58%
Caccamo	639	228	35,68%	155	24,26%	919	619	67,36%	514	55,93%	891	588	65,99%	465	52,19%	1076	705	65,52%	602	55,95%	1200	923	76,92%	827	68,92%	989	799	80,79%	748	75,63%	761	654	85,94%	638	83,84%	711	637	89,59%	607	85,37%	7186	5153	71,71%	4556	63,40%
Polizzi Generosa	187	106	56,68%	60	32,09%	343	219	63,85%	153	44,61%	281	170	60,50%	107	38,08%	332	216	65,06%	164	49,40%	494	363	73,48%	288	58,30%	481	388	80,67%	332	69,02%	374	292	78,07%	256	68,45%	381	302	79,27%	287	75,33%	2873	2056	71,56%	1647	57,33%
Piana degli Albanesi	395	202	51,14%	74	18,73%	695	380	54,68%	271	38,99%	727	369	50,76%	279	38,38%	739	528	71,45%	399	53,99%	913	696	76,23%	559	61,23%	731	632	86,46%	544	74,42%	596	543	91,11%	516	86,58%	493	430	87,22%	409	82,96%	5289	3780	71,47%	3051	57,69%
Giardinello	216	102	47,22%	69	31,94%	317	213	67,19%	159	50,16%	261	154	59,00%	129	49,43%	332	227	68,37%	189	56,93%	309	242	78,32%	199	64,40%	253	217	85,77%	191	75,49%	176	147	83,52%	139	78,98%	143	122	85,31%	118	82,52%	2007	1424	70,95%	1193	59,44%
Montelepre	557	281	50,45%	172	30,88%	747	472	63,19%	334	44,71%	677	411	60,71%	294	43,43%	696	458	65,80%	358	51,44%	906	651	71,85%	519	57,28%	818	662	80,93%	574	70,17%	459	401	87,36%	363	79,08%	411	400	97,32%	352	85,64%	5271	3736	70,88%	2966	56,27%
Cerda	430	194	45,12%	101	23,49%	573	342	59,69%	223	38,92%	586	365	62,29%	259	44,20%	641	473	73,79%	347	54,13%	761	564	74,11%	468	61,50%	573	430	75,04%	354	61,78%	523	426	81,45%	392	74,95%	355	330	92,96%	311	87,61%	4442	3124	70,33%	2455	55,27%
Casteldaccia	1040	491	47,21%	257	24,71%	1233	800	64,88%	563	45,66%	1427	849	59,50%	600	42,05%	1840	1265	68,75%	914	49,67%	1635	1240	75,84%	998	61,04%	1285	997	77,59%	867	67,47%	969	830	85,66%	752	77,61%	670	585	87,31%	530	79,10%	10099	7057	69,88%	5481	54,27%
Misilmeri	2607	1245	47,76%	653	25,05%	3423	2137	62,43%	1332	38,91%	3671	2267	61,75%	1603	43,67%	4266	2854	66,90%	2221	52,06%	4145	3141	75,78%	2588	62,44%	3175	2576	81,13%	2233	70,33%	2238	1892	84,54%	1724	77,03%	1430	1247	87,20%	1151	80,49%	24955	17359	69,56%	13505	54,12%
Ciminna	250	96	38,40%	44	17,60%	391	239	61,13%	159	40,66%	381	249	65,35%	185	48,56%	409	274	66,99%	215	52,57%	496	364	73,39%	281	56,65%	492	362	73,58%	299	60,77%	409	344	84,11%	310	75,79%	359	285	79,39%	275	76,60%	3187	2213	69,44%	1768	55,48%
Monreale	3381	1509	44,63%	788	23,31%	4249	2548	59,97%	1893	44,55%	4781	2788	58,31%	2116	44,26%	5652	3928	69,50%	3197	56,56%	5621	4147	73,78%	3353	59,65%	4385	3413	77,83%	2952	67,32%	2928	2492	85,11%	2261	77,22%	1774	1515	85,40%	1436	80,95%	32771	22340	68,17%	17996	54,91%
Cinisi	1155	547	47,36%	273	23,64%	1365	839	61,47%	601	44,03%	1410	810	57,45%	605	42,91%	1748	1144	65,45%	895	51,20%	1851	1349	72,88%	1129	60,99%	1356	1080	79,65%	968	71,39%	1050	887	84,48%	838	79,81%	617	536	86,87%	513	83,14%	10552	7192	68,16%	5822	55,17%
Alimena	136	67	49,26%	40	29,41%	183	110	60,11%	90	49,18%	174	100	57,47%	80	45,98%	247	138	55,87%	116	46,96%	275	215	78,18%	177	64,36%	242	189	78,10%	159	65,70%	250	166	66,40%	151	60,40%	210	185	88,10%	170	80,95%	1717	1170	68,14%	983	57,25%
Bagheria	4682	2045	43,68%	1068	22,81%	6311	3923	62,16%	2748	43,54%	6675	4015	60,15%	2921	43,76%	7476	4933	65,98%	3518	47,06%	7928	5745	72,46%	4512	56,91%	6332	5041	79,61%	4335	68,46%	4657	3813	81,88%	3424	73,52%	2873	2458	85,56%	2269	78,98%	46934	31973	68,12%	24795	52,83%
Capaci	994	481	48,39%	261	26,26%	1305	815	62,45%	532	40,77%	1388	833	60,01%	597	43,01%	1852	1181	63,77%	899	48,54%	1669	1178	70,58%	926	55,48%	1314	980	74,58%	796	60,58%	1013	856	84,50%	763	75,32%	589	503	85,40%	469	79,63%	10124	6827	67,43%	5243	51,79%
Petralia Soprana	236	97	41,10%	54	22,88%	287	207	72,13%	159	55,40%	304	184	60,53%	143	47,04%	421	246	58,43%	181	42,99%	504	354	70,24%	296	58,73%	388	288	74,23%	253	65,21%	304	230	75,66%	210	69,08%	402	309	76,87%	298	74,13%	2846	1915	67,29%	1594	56,01%
Altavilla Milicia	697	290	41,61%	131	18,79%	909	550	60,51%	383	42,13%	1084	666	61,44%	490	45,20%	1325	876	66,11%	656	49,51%	1217	866	71,16%	719	59,08%	1007	780	77,46%	653	64,85%	757	591	78,07%	516	68,16%	402	337	83,83%	305	75,87%	7398	4956	66,99%	3853	52,08%
Mezzojuso	223	76	34,08%	46	20,63%	305	207	67,87%	139	45,57%	286	140	48,95%	101	35,31%	361	245	67,87%	198	54,85%	457	312	68,27%	258	56,46%	344	278	80,81%	243	70,64%	239	188	78,66%	174	72,80%	283	224	79,15%	209	73,85%	2498	1670	66,85%	1368	54,76%
San Giuseppe Jato	699	281	40,20%	158	22,60%	1046	575	54,97%	421	40,25%	992	584	58,87%	447	45,06%	1170	734	62,74%	596	50,94%	1130	792	70,09%	646	57,17%	963	786	81,62%	680	70,61%	779	658	84,47%	605	77,66%	555	483	87,03%	447	80,54%	7334	4893	66,72%	4000	54,54%
Bolognetta	356	179	50,28%	94	26,40%	471	291	61,78%	194	41,19%	489	279	57,06%	205	41,92%	620	422	68,06%	328	52,90%	578	422	73,01%	342	59,17%	476	334	70,17%	292	61,34%	385	287	74,55%	252	65,45%	251	192	76,49%	176	70,12%	3626	2406	66,35%	1883	51,93%
Partinico	2716	1200	44,18%	653	24,04%	3816	2223	58,25%	1614	42,30%	3686	2124	57,62%	1564	42,43%	4257	2685	63,07%	2102	49,38%	4514	3118	69,07%	2560	56,71%	3747	2890	77,13%	2546	67,95%	2786	2306	82,77%	2077	74,55%	1831	1589	86,78%	1452	79,30%	27353	18135	66,30%	14568	53,26%
Altofonte	900	436	48,44%	269	29,89

Regione Siciliana

Target per provincia

Per vaccinati si intende i soggetti ovunque in Sicilia vaccinati con almeno una dose

Ragusa

02/01/2021 - 12/08/2021

TARGET PER COMUNE E FASCE DI ETA'

Fascia	12-19					20-29					30-39					40-49					50-59					60-69					70-79					80->					Totale				
Comune	Target	Vaccinati	%V	Richiami	%R	Target	Vaccinati	%V	Richiami	%R	Target	Vaccinati	%V	Richiami	%R	Target	Vaccinati	%V	Richiami	%R	Target	Vaccinati	%V	Richiami	%R	Target	Vaccinati	%V	Richiami	%R	Target	Vaccinati	%V	Richiami	%R	Target	Vaccinati	%V	Richiami	%R	Target	Vaccinati	%V	Richiami	%R
Giarratana	198	117	59,09%	32	16,16%	323	219	67,80%	131	40,56%	299	226	75,59%	140	46,82%	350	276	78,86%	194	55,43%	440	349	79,32%	261	59,32%	401	379	94,51%	320	79,80%	295	281	95,25%	256	86,78%	305	300	98,36%	293	96,07%	2611	2147	82,23%	1627	62,31%
Ragusa	5430	2746	50,57%	1522	28,03%	7644	5405	70,71%	3601	47,11%	8434	5941	70,44%	4157	49,29%	10603	8157	76,93%	6581	62,07%	10778	9015	83,64%	7510	69,68%	8956	8127	90,74%	7240	80,84%	7001	6531	93,29%	6132	87,59%	5375	5386	100,20%	5160	96,00%	64221	51308	79,89%	41903	65,25%
Monterosso Almo	225	101	44,89%	52	23,11%	307	218	71,01%	142	46,25%	297	193	64,98%	135	45,45%	364	289	79,40%	214	58,79%	458	361	78,82%	303	66,16%	396	328	82,83%	292	73,74%	298	305	102,35%	293	98,32%	269	256	95,17%	245	91,08%	2614	2051	78,46%	1676	64,12%
Modica	4604	2324	50,48%	1196	25,98%	6127	4292	70,05%	2850	46,52%	6839	4316	63,11%	3102	45,36%	7678	5486	71,45%	4387	57,14%	7828	6034	77,08%	5233	66,85%	6361	5393	84,78%	4781	75,16%	4814	4278	88,87%	4001	83,11%	3616	3422	94,63%	3250	89,88%	47867	35545	74,26%	28800	60,17%
Pozzallo	1562	707	45,26%	344	22,02%	2175	1341	61,66%	836	38,44%	2601	1458	56,06%	968	37,22%	2749	1918	69,77%	1447	52,64%	2632	2058	78,19%	1695	64,40%	2321	1951	84,06%	1739	74,92%	1798	1601	89,04%	1487	82,70%	993	928	93,45%	874	88,02%	16831	11962	71,07%	9390	55,79%
Scicli	2223	991	44,58%	493	22,18%	3134	1812	57,82%	1170	37,33%	3254	1825	56,08%	1232	37,86%	3846	2547	66,22%	2014	52,37%	4000	2973	74,33%	2489	62,23%	3090	2542	82,27%	2246	72,69%	2541	2216	87,21%	2055	80,87%	1898	1722	90,73%	1632	85,99%	23986	16628	69,32%	13331	55,58%
Chiaramonte Gulfi	538	235	43,68%	122	22,68%	1023	552	53,96%	368	35,97%	1022	615	60,18%	421	41,19%	1023	605	59,14%	457	44,67%	1243	904	72,73%	743	59,77%	1064	861	80,92%	739	69,45%	694	626	90,20%	568	81,84%	619	556	89,82%	523	84,49%	7226	4954	68,56%	3941	54,54%
Ispica	1282	554	43,21%	325	25,35%	2013	1061	52,71%	714	35,47%	2133	1157	54,24%	828	38,82%	2298	1501	65,32%	1190	51,78%	2388	1731	72,49%	1483	62,10%	1940	1611	83,04%	1429	73,66%	1550	1334	86,06%	1243	80,19%	936	884	94,44%	842	89,96%	14540	9833	67,63%	8054	55,39%
Santa Croce Camerina	814	336	41,28%	155	19,04%	1338	727	54,33%	429	32,06%	1549	871	56,23%	481	31,05%	1704	1120	65,73%	770	45,19%	1592	1204	75,63%	916	57,54%	1160	922	79,48%	763	65,78%	864	744	86,11%	657	76,04%	591	538	91,03%	482	81,56%	9612	6462	67,23%	4653	48,41%
Comiso	2554	1099	43,03%	493	19,30%	3547	2031	57,26%	1305	36,79%	3902	1927	49,38%	1321	33,85%	4350	2627	60,39%	2021	46,46%	4514	3206	71,02%	2618	58,00%	3503	2731	77,96%	2308	65,89%	2618	2155	82,31%	1923	73,45%	1848	1574	85,17%	1473	79,71%	26836	17349	64,65%	13462	50,16%
Vittoria	5528	2039	36,88%	933	16,88%	7907	4295	54,32%	2645	33,45%	8464	4259	50,32%	2775	32,79%	9144	5302	57,98%	3929	42,97%	8777	6208	70,73%	4869	55,47%	6681	5327	79,73%	4482	67,09%	4913	4204	85,57%	3748	76,29%	3246	2941	90,60%	2761	85,06%	54660	34575	63,25%	26142	47,83%
Acate	909	330	36,30%	177	19,47%	1495	675	45,15%	393	26,29%	1868	681	36,46%	378	20,24%	1738	848	48,79%	557	32,05%	1459	902	61,82%	729	49,97%	964	745	77,28%	643	66,70%	687	585	85,15%	527	76,71%	483	458	94,82%	428	88,61%	9603	5224	54,40%	3832	39,90%
Totale	**25867**	**11579**	**44,76%**	**5844**	**22,59%**	**37033**	**22623**	**61,09%**	**14584**	**39,38%**	**40662**	**23465**	**57,71%**	**15938**	**39,20%**	**45847**	**30666**	**66,89%**	**23761**	**51,83%**	**46109**	**34938**	**75,77%**	**28849**	**62,57%**	**36837**	**30911**	**83,91%**	**26982**	**73,25%**	**28073**	**24852**	**88,53%**	**22890**	**81,54%**	**20179**	**18954**	**93,93%**	**17963**	**89,02%**	**280607**	**197987**	**70,56%**	**156811**	**55,88%**

Regione Siciliana

Target per provincia

Per vaccinati si intende i soggetti ovunque in Sicilia vaccinati con almeno una dose

Siracusa

31/12/2020 - 12/08/2021

TARGET PER COMUNE E FASCE DI ETA'

Fascia	12-19					20-29					30-39					40-49					50-59					60-69					70-79					80->					Totale				
Comune	Target	Vaccinati	%V	Richiami	%R	Target	Vaccinati	%V	Richiami	%R	Target	Vaccinati	%V	Richiami	%R	Target	Vaccinati	%V	Richiami	%R	Target	Vaccinati	%V	Richiami	%R	Target	Vaccinati	%V	Richiami	%R	Target	Vaccinati	%V	Richiami	%R	Target	Vaccinati	%V	Richiami	%R	Target	Vaccinati	%V	Richiami	%R
Buscemi	79	51	64,56%	39	49,37%	113	95	84,07%	85	75,22%	107	72	67,29%	66	61,68%	123	102	82,93%	89	72,36%	161	122	75,78%	110	68,32%	139	110	79,14%	105	75,54%	93	85	91,40%	84	90,32%	92	85	92,39%	85	92,39%	907	722	79,60%	663	73,10%
Palazzolo Acreide	632	306	48,42%	174	27,53%	855	578	67,60%	457	53,45%	872	576	66,06%	452	51,83%	1198	785	65,53%	644	53,76%	1320	994	75,30%	877	66,44%	1139	982	86,22%	894	78,49%	883	754	85,39%	700	79,28%	701	610	87,02%	574	81,88%	7600	5585	73,49%	4772	62,79%
Cassaro	47	20	42,55%	15	31,91%	76	52	68,42%	44	57,89%	76	35	46,05%	29	38,16%	101	71	70,30%	60	59,41%	119	83	69,75%	66	55,46%	102	75	73,53%	70	68,63%	89	79	88,76%	78	87,64%	67	63	94,03%	62	92,54%	677	478	70,61%	424	62,63%
Buccheri	121	35	28,93%	24	19,83%	155	85	54,84%	66	42,58%	207	98	47,34%	84	40,58%	236	141	59,75%	131	55,51%	274	203	74,09%	193	70,44%	278	234	84,17%	219	78,78%	208	188	90,38%	182	87,50%	227	205	90,31%	197	86,78%	1706	1189	69,70%	1096	64,24%
Pachino	1851	818	44,19%	484	26,15%	2687	1561	58,09%	974	36,25%	2869	1605	55,94%	1033	36,01%	3235	2070	63,99%	1454	44,95%	3232	2357	72,93%	1831	56,65%	2469	2041	82,67%	1784	72,26%	1828	1580	86,43%	1427	78,06%	1126	987	87,66%	919	81,62%	19297	13019	67,47%	9906	51,33%
Sortino	624	229	36,70%	144	23,08%	837	489	58,42%	254	30,35%	1025	532	51,90%	329	32,10%	1171	690	58,92%	478	40,82%	1263	902	71,42%	784	62,07%	1162	903	77,71%	829	71,34%	878	770	87,70%	738	84,05%	624	565	90,54%	536	85,90%	7584	5080	66,98%	4092	53,96%
Siracusa	9277	3554	38,31%	2016	21,73%	11937	6859	57,46%	4495	37,66%	13764	7178	52,15%	5043	36,64%	17992	10717	59,57%	7810	43,41%	18234	12852	70,48%	10055	55,14%	14831	11320	76,33%	9855	66,45%	12677	10258	80,92%	9502	74,95%	7417	6462	87,12%	6196	83,54%	106129	69200	65,20%	54972	51,80%
Rosolini	1798	588	32,70%	313	17,41%	2515	1335	53,08%	846	33,64%	2660	1318	49,55%	859	32,29%	2950	1745	59,15%	1309	44,37%	2985	2119	70,99%	1773	59,40%	2406	1947	80,92%	1732	71,99%	1812	1618	89,29%	1476	81,46%	1183	1062	89,77%	972	82,16%	18309	11732	64,08%	9280	50,69%
Avola	2443	898	36,76%	420	17,19%	3442	1966	57,12%	1303	37,86%	3810	1989	52,20%	1365	35,83%	4296	2544	59,22%	1850	43,06%	4802	3303	68,78%	2620	54,56%	3914	2952	75,42%	2532	64,69%	2882	2323	80,60%	2103	72,97%	1739	1509	86,77%	1410	81,08%	27328	17484	63,98%	13603	49,78%
Carlentini	1327	395	29,77%	199	15,00%	1691	894	52,87%	587	34,71%	2057	1067	51,87%	752	36,56%	2452	1392	56,77%	1079	44,00%	2491	1663	66,76%	1367	54,88%	2246	1720	76,58%	1539	68,52%	1883	1527	81,09%	1420	75,41%	1073	941	87,70%	891	83,04%	15220	9599	63,07%	7834	51,47%
Augusta	2589	925	35,73%	549	21,21%	3531	1944	55,06%	1391	39,39%	4033	2008	49,79%	1484	36,80%	5301	3006	56,71%	2404	45,35%	5362	3560	66,39%	3017	56,27%	4299	3149	73,25%	2821	65,62%	3840	3008	78,33%	2809	73,15%	2321	1954	84,19%	1877	80,87%	31276	19554	62,52%	16352	52,28%
Portopalo di Capo Passero	357	123	34,45%	82	22,97%	457	231	50,55%	138	30,20%	434	220	50,69%	125	28,80%	587	336	57,24%	233	39,69%	581	395	67,99%	307	52,84%	448	353	78,79%	292	65,18%	356	292	82,02%	255	71,63%	197	155	78,68%	145	73,60%	3417	2105	61,60%	1577	46,15%
Canicattini Bagni	528	156	29,55%	106	20,08%	774	380	49,10%	289	37,34%	757	355	46,90%	269	35,54%	841	471	56,00%	405	48,16%	1035	697	67,34%	630	60,87%	847	635	74,97%	589	69,54%	668	530	79,34%	499	74,70%	572	432	75,52%	406	70,98%	6022	3656	60,71%	3193	53,02%
Lentini	1649	682	41,36%	389	23,59%	2242	1098	48,97%	726	32,38%	2544	1105	43,44%	792	31,13%	3155	1631	51,70%	1246	39,49%	3250	2072	63,75%	1708	52,55%	2835	2060	72,66%	1790	63,14%	2479	1874	75,59%	1709	68,94%	1704	1413	82,92%	1319	77,41%	19858	11935	60,10%	9679	48,74%
Noto	2001	672	33,58%	286	14,29%	2666	1272	47,71%	749	28,09%	3088	1374	44,49%	878	28,43%	3323	1811	54,50%	1315	39,57%	3585	2306	64,32%	1890	52,72%	2907	2180	74,99%	1929	66,36%	2230	1774	79,55%	1628	73,00%	1382	1163	84,15%	1063	76,92%	21182	12552	59,26%	9738	45,97%
Floridia	1771	550	31,06%	286	16,15%	2531	1182	46,70%	734	29,00%	2701	1337	49,50%	898	33,25%	3234	1747	54,02%	1346	41,62%	3300	2130	64,55%	1681	50,94%	2491	1876	75,31%	1647	66,12%	1742	1421	81,57%	1307	75,03%	1019	860	84,40%	823	80,77%	18789	11103	59,09%	8722	46,42%
Melilli	1099	386	35,12%	202	18,38%	1532	739	48,24%	491	32,05%	1733	849	48,99%	598	34,51%	2122	1090	51,37%	807	38,03%	1905	1234	64,78%	1012	53,12%	1727	1256	72,73%	1096	63,46%	1178	984	83,53%	898	76,23%	601	492	81,86%	468	77,87%	11897	7030	59,09%	5572	46,84%
Priolo Gargallo	974	305	31,31%	150	15,40%	1399	723	51,68%	431	30,81%	1411	713	50,53%	442	31,33%	1633	804	49,23%	545	33,37%	1804	1122	62,20%	894	49,56%	1427	1053	73,79%	923	64,68%	1040	827	79,52%	759	72,98%	605	503	83,14%	476	78,68%	10293	6050	58,78%	4620	44,88%
Solarino	657	204	31,05%	107	16,29%	882	411	46,60%	245	27,78%	1006	429	42,64%	270	26,84%	1095	587	53,61%	413	37,72%	1108	693	62,55%	507	45,76%	908	678	74,67%	581	63,99%	664	560	84,34%	514	77,41%	425	325	76,47%	305	71,76%	6745	3887	57,63%	2942	43,62%
Ferla	148	34	22,97%	16	10,81%	234	108	46,15%	71	30,34%	258	116	44,96%	86	33,33%	347	141	40,63%	117	33,72%	329	174	52,89%	157	47,72%	332	226	68,07%	206	62,05%	274	224	81,75%	212	77,37%	220	197	89,55%	188	85,45%	2142	1220	56,96%	1053	49,16%
Francofonte	981	233	23,75%	135	13,76%	1380	579	41,96%	386	27,97%	1435	545	37,98%	389	27,11%	1532	625	40,80%	445	29,05%	1744	859	49,25%	646	37,04%	1469	939	63,92%	804	54,73%	1190	865	72,69%	779	65,46%	822	582	70,80%	548	66,67%	10553	5227	49,53%	4132	39,15%
Totale	**30953**	**11160**	**36,05%**	**6136**	**19,82%**	**41936**	**22567**	**53,81%**	**14762**	**35,20%**	**46847**	**23504**	**50,17%**	**16243**	**34,67%**	**56924**	**32495**	**57,08%**	**24180**	**42,48%**	**58884**	**39815**	**67,62%**	**32125**	**54,56%**	**48376**	**36665**	**75,79%**	**32237**	**66,64%**	**38894**	**31526**	**81,06%**	**29079**	**74,76%**	**24117**	**20556**	**85,23%**	**19460**	**80,69%**	**346931**	**218288**	**62,92%**	**174222**	**50,22%**

Regione Siciliana

Target per provincia

Per vaccinati si intende i soggetti ocunque i Sicilia vaccinati con almeno una dose

Trapani

27/12/2020 - 12/08/2021

TARGET PER COMUNE E FASCE DI ETA'

Fascia	12-19					20-29					30-39					40-49					50-59					60-69					70-79					80->					Totale				
Comune	Target	Vaccinati	%V	Richiami	%R	Target	Vaccinati	%V	Richiami	%R	Target	Vaccinati	%V	Richiami	%R	Target	Vaccinati	%V	Richiami	%R	Target	Vaccinati	%V	Richiami	%R	Target	Vaccinati	%V	Richiami	%R	Target	Vaccinati	%V	Richiami	%R	Target	Vaccinati	%V	Richiami	%R	Target	Vaccinati	%V	Richiami	%R
Calatafimi-Segesta	416	244	58,65%	142	34,13%	715	492	68,81%	381	53,29%	670	452	67,46%	359	53,58%	796	636	79,90%	536	67,34%	939	790	84,13%	696	74,12%	859	786	91,50%	692	80,56%	689	656	95,21%	620	89,99%	641	596	92,98%	575	89,70%	**5725**	**4652**	**81,26%**	**4001**	**69,89%**
Vita	124	75	60,48%	43	34,68%	200	126	63,00%	93	46,50%	182	114	62,64%	84	46,15%	229	171	74,67%	144	62,88%	278	225	80,94%	193	69,42%	290	245	84,48%	232	80,00%	213	208	97,65%	192	90,14%	185	181	97,84%	176	95,14%	**1701**	**1345**	**79,07%**	**1157**	**68,02%**
Partanna	770	416	54,03%	241	31,30%	1102	710	64,43%	525	47,64%	1045	694	66,41%	507	48,52%	1330	970	72,93%	793	59,62%	1607	1364	84,88%	1199	74,61%	1243	1129	90,83%	997	80,21%	1172	1100	93,86%	1008	86,01%	856	799	93,34%	771	90,07%	**9125**	**7182**	**78,71%**	**6041**	**66,20%**
Gibellina	258	143	55,43%	91	35,27%	388	265	68,30%	193	49,74%	392	273	69,64%	205	52,30%	584	440	75,34%	368	63,01%	592	490	82,77%	421	71,11%	551	459	83,30%	384	69,69%	431	405	93,97%	364	84,45%	336	283	84,23%	269	80,06%	**3532**	**2758**	**78,09%**	**2295**	**64,98%**
Alcamo	3591	1824	50,79%	1127	31,38%	5433	3600	66,26%	2747	50,56%	5221	3529	67,59%	2863	54,84%	6054	4549	75,14%	3878	64,06%	6814	5509	80,85%	4897	71,87%	5489	4939	89,98%	4455	81,16%	4233	3909	92,35%	3704	87,50%	3509	3321	94,64%	3190	90,91%	**40344**	**31180**	**77,29%**	**26861**	**66,58%**
Santa Ninfa	382	204	53,40%	110	28,80%	518	360	69,50%	224	43,24%	527	355	67,36%	234	44,40%	654	449	68,65%	358	54,74%	731	581	79,48%	502	68,67%	668	594	88,92%	501	75,00%	541	476	87,99%	437	80,78%	419	388	92,60%	373	89,02%	**4440**	**3407**	**76,73%**	**2739**	**61,69%**
Favignana	249	102	40,96%	64	25,70%	466	365	78,33%	296	63,52%	537	433	80,63%	374	69,65%	566	429	75,80%	373	65,90%	679	542	79,82%	467	68,78%	594	448	75,42%	364	61,28%	520	415	79,81%	385	74,04%	349	269	77,08%	260	74,50%	**3960**	**3003**	**75,83%**	**2583**	**65,23%**
Buseto Palizzolo	246	112	45,53%	59	23,98%	297	211	71,04%	143	48,15%	279	181	64,87%	127	45,52%	374	290	77,54%	238	63,64%	427	323	75,64%	276	64,64%	373	319	85,52%	281	75,34%	270	231	85,56%	207	76,67%	235	180	76,60%	167	71,06%	**2501**	**1847**	**73,85%**	**1498**	**59,90%**
Salaparuta	139	61	43,88%	42	30,22%	183	133	72,68%	92	50,27%	155	94	60,65%	61	39,35%	241	171	70,95%	132	54,77%	235	188	80,00%	161	68,51%	214	164	76,64%	133	62,15%	173	148	85,55%	132	76,30%	111	103	92,79%	100	90,09%	**1451**	**1062**	**73,19%**	**853**	**58,79%**
Mazara del Vallo	4441	2203	49,61%	1112	25,04%	6263	3748	59,84%	2414	38,54%	5975	3591	60,10%	2274	38,06%	6695	4755	71,02%	3453	51,58%	7344	5806	79,06%	4556	62,04%	6044	5208	86,17%	4297	71,10%	4864	4306	88,53%	3894	80,06%	3086	2720	88,14%	2541	82,34%	**44712**	**32337**	**72,32%**	**24541**	**54,89%**
Marsala	6503	2765	42,52%	1546	23,77%	9098	5569	61,21%	3726	40,95%	9224	5461	59,20%	3899	42,27%	11426	7896	69,11%	6293	55,08%	11988	9432	78,68%	7853	65,51%	9720	8233	84,70%	7052	72,55%	8572	7516	87,68%	6774	79,02%	5942	5446	91,65%	5135	86,42%	**72473**	**52317**	**72,19%**	**42278**	**58,34%**
Salemi	750	387	51,60%	246	32,80%	1230	728	59,19%	536	43,58%	1074	605	56,33%	462	43,02%	1336	882	66,02%	725	54,27%	1601	1234	77,08%	1067	66,65%	1245	1022	82,09%	907	72,85%	1127	974	86,42%	884	78,44%	866	762	87,99%	727	83,95%	**9229**	**6594**	**71,45%**	**5554**	**60,18%**
Erice	2153	925	42,96%	465	21,60%	3022	1750	57,91%	1230	40,70%	2781	1702	61,20%	1248	44,88%	3835	2571	67,04%	2059	53,69%	4064	3034	74,66%	2556	62,89%	3468	2746	79,18%	2391	68,94%	2741	2284	83,33%	2119	77,31%	1839	1504	81,78%	1429	77,71%	**23903**	**16516**	**69,10%**	**13497**	**56,47%**
Valderice	889	387	43,53%	220	24,75%	1277	702	54,97%	502	39,31%	1349	734	54,41%	549	40,70%	1642	1023	62,30%	848	51,64%	1860	1369	73,60%	1158	62,26%	1514	1295	85,54%	1130	74,64%	1145	952	83,14%	878	76,68%	888	760	85,59%	713	80,29%	**10564**	**7222**	**68,36%**	**5998**	**56,78%**
Castellammare del Golfo	1133	488	43,07%	274	24,18%	1728	1054	61,00%	741	42,88%	1831	1009	55,11%	746	40,74%	1994	1259	63,14%	1037	52,01%	2239	1640	73,25%	1392	62,17%	1868	1513	81,00%	1303	69,75%	1396	1166	83,52%	1079	77,29%	1000	812	81,20%	788	78,80%	**13189**	**8941**	**67,79%**	**7360**	**55,80%**
Paceco	999	409	40,94%	226	22,62%	1248	729	58,41%	507	40,63%	1075	622	57,86%	466	43,35%	1693	1036	61,19%	839	49,56%	1619	1206	74,49%	995	61,46%	1232	996	80,84%	843	68,43%	1170	982	83,93%	894	76,41%	861	714	82,93%	659	76,54%	**9897**	**6694**	**67,64%**	**5429**	**54,86%**
Poggioreale	102	53	51,96%	27	26,47%	158	85	53,80%	50	31,65%	141	80	56,74%	56	39,72%	191	99	51,83%	69	36,13%	226	157	69,47%	120	53,10%	196	150	76,53%	124	63,27%	159	144	90,57%	139	87,42%	119	103	86,55%	100	84,03%	**1292**	**871**	**67,41%**	**685**	**53,02%**
Trapani	5147	2007	38,99%	1029	19,99%	7468	4078	54,61%	2730	36,56%	7372	3888	52,74%	2839	38,51%	9356	5750	61,46%	4573	48,88%	9990	7191	71,98%	5998	60,04%	8272	6373	77,04%	5398	65,26%	6703	5496	81,99%	4935	73,62%	4710	3900	82,80%	3676	78,05%	**59018**	**38683**	**65,54%**	**31178**	**52,83%**
Castelvetrano	2477	1002	40,45%	563	22,73%	3565	1904	53,41%	1222	34,28%	3483	1754	50,36%	1203	34,54%	4274	2643	61,84%	1997	46,72%	4673	3286	70,32%	2694	57,65%	3808	3001	78,81%	2576	67,65%	3026	2551	84,30%	2323	76,77%	2188	1745	79,75%	1656	75,69%	**27494**	**17886**	**65,05%**	**14234**	**51,77%**
Petrosino	693	225	32,47%	115	16,59%	932	453	48,61%	299	32,08%	994	492	49,50%	317	31,89%	1157	706	61,02%	555	47,97%	1141	729	63,89%	608	53,29%	887	673	75,87%	580	65,39%	787	640	81,32%	594	75,48%	541	420	77,63%	398	73,57%	**7132**	**4338**	**60,82%**	**3466**	**48,60%**
Campobello di Mazara	814	268	32,92%	141	17,32%	1291	630	48,80%	445	34,47%	1258	602	47,85%	419	33,31%	1509	861	57,06%	644	42,68%	1737	1170	67,36%	911	52,45%	1497	1037	69,27%	862	57,58%	1294	935	72,26%	871	67,31%	972	751	77,26%	718	73,87%	**10372**	**6254**	**60,30%**	**5011**	**48,31%**
San Vito Lo Capo	345	95	27,54%	45	13,04%	584	291	49,83%	181	30,99%	641	297	46,33%	198	30,89%	674	375	55,64%	283	41,99%	724	489	67,54%	395	54,56%	615	452	73,50%	385	62,60%	469	370	78,89%	337	71,86%	320	232	72,50%	217	67,81%	**4372**	**2601**	**59,49%**	**2041**	**46,68%**
Custonaci	439	151	34,40%	75	17,08%	576	291	50,52%	189	32,81%	609	279	45,81%	195	32,02%	820	446	54,39%	321	39,15%	832	529	63,58%	432	51,92%	668	511	76,50%	431	64,52%	497	369	74,25%	322	64,79%	371	264	71,16%	246	66,31%	**4812**	**2840**	**59,02%**	**2211**	**45,95%**
Pantelleria	582	161	27,66%	62	10,65%	815	402	49,33%	275	33,74%	878	424	48,29%	336	38,27%	1110	564	50,81%	436	39,28%	1147	717	62,51%	605	52,75%	898	606	67,48%	476	53,01%	723	548	75,80%	470	65,01%	513	361	70,37%	324	63,16%	**6666**	**3783**	**56,75%**	**2984**	**44,76%**
Totale	**33642**	**14696**	**43,68%**	**8065**	**23,97%**	**48557**	**28642**	**58,99%**	**19741**	**40,66%**	**47693**	**27627**	**57,93%**	**20021**	**41,98%**	**58540**	**38917**	**66,48%**	**30952**	**52,87%**	**63487**	**47942**	**75,51%**	**40152**	**63,24%**	**52213**	**42828**	**82,03%**	**36794**	**70,47%**	**42915**	**36727**	**85,58%**	**33562**	**78,21%**	**30857**	**26567**	**86,10%**	**25208**	**81,69%**	**377904**	**263945**	**69,84%**	**214495**	**56,76%**

Regione Siciliana

Copertura vaccinazioni

27/12/2020 - 12/08/2021

Selezioni

Regione residenza = Sicilia Fascia di età = Tutte

Provincia di residenza

- Seleziona tutto
- Agrigento
- Caltanissetta
- Catania
- Enna
- Messina
- Palermo
- Ragusa
- Siracusa
- Trapani

Fscia di età

- Seleziona tutto
- 12-19
- 20-29
- 30-39
- 40-49
- 50-59
- 60-69
- 70-79
- 80->

Vaccino

Vaccino	Vaccinati
ASTRAZENECA	317834
JANSSEN	102172
MODERNA	338310
PFIZER	2228337
Totale	**2956535**

Vaccinati con almeno una dose per territorio comunale

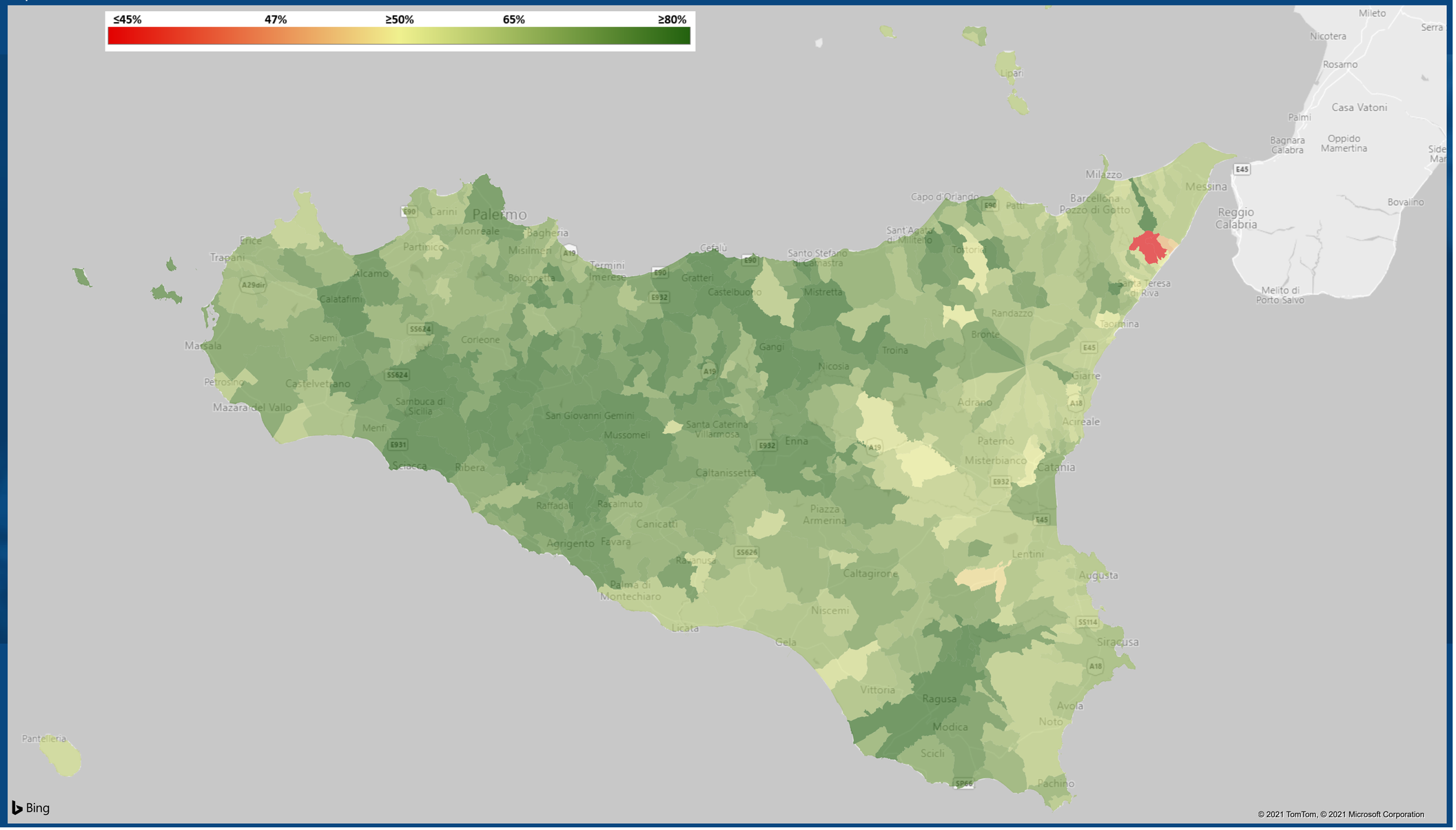

Regione Siciliana

Copertura vaccinazioni

02/01/2021 - 12/08/2021

Selezioni

Regione residenza = Sicilia Fascie di età= 12-19

Provincia di residenza

- [ ] Seleziona tutto
- [ ] Agrigento
- [ ] Caltanissetta
- [ ] Catania
- [ ] Enna
- [ ] Messina
- [ ] Palermo
- [ ] Ragusa
- [ ] Siracusa
- [ ] Trapani

Fscia di età

- [ ] Seleziona tutto
- [ ] 12-19

Vaccino

Vaccino	Vaccinati
ASTRAZENECA	2519
JANSSEN	9003
MODERNA	12193
PFIZER	147391
Totale	**169289**

Vaccinati con almeno una dose per territorio comunale

Copertura vaccinale

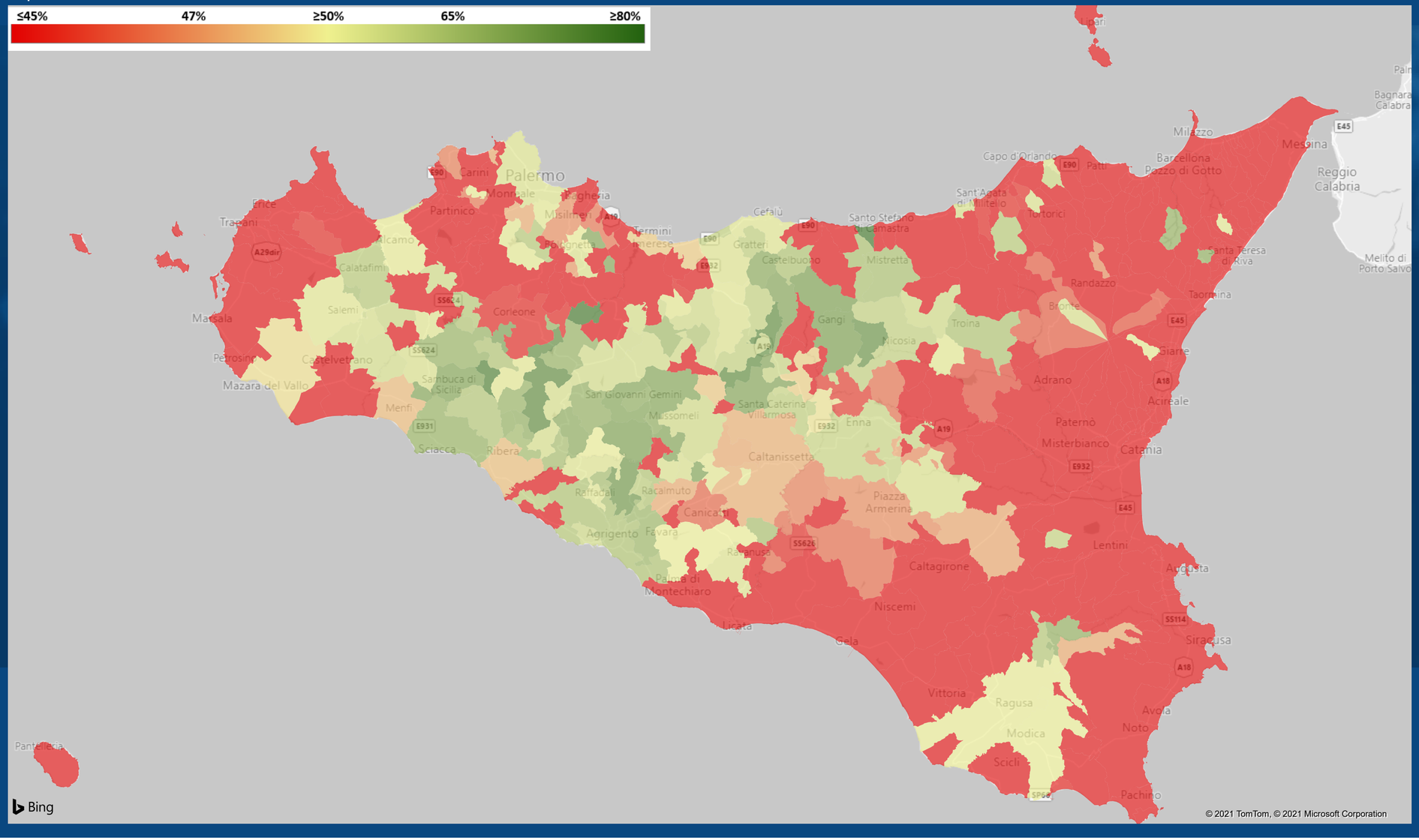

Regione Siciliana

Copertura vaccinazioni

28/12/2020 - 12/08/2021

Selezioni

Regione residenza = Sicilia Fascie di età= 20-29

Vaccinati con almeno una dose per territorio comunale

Copertura vaccinale

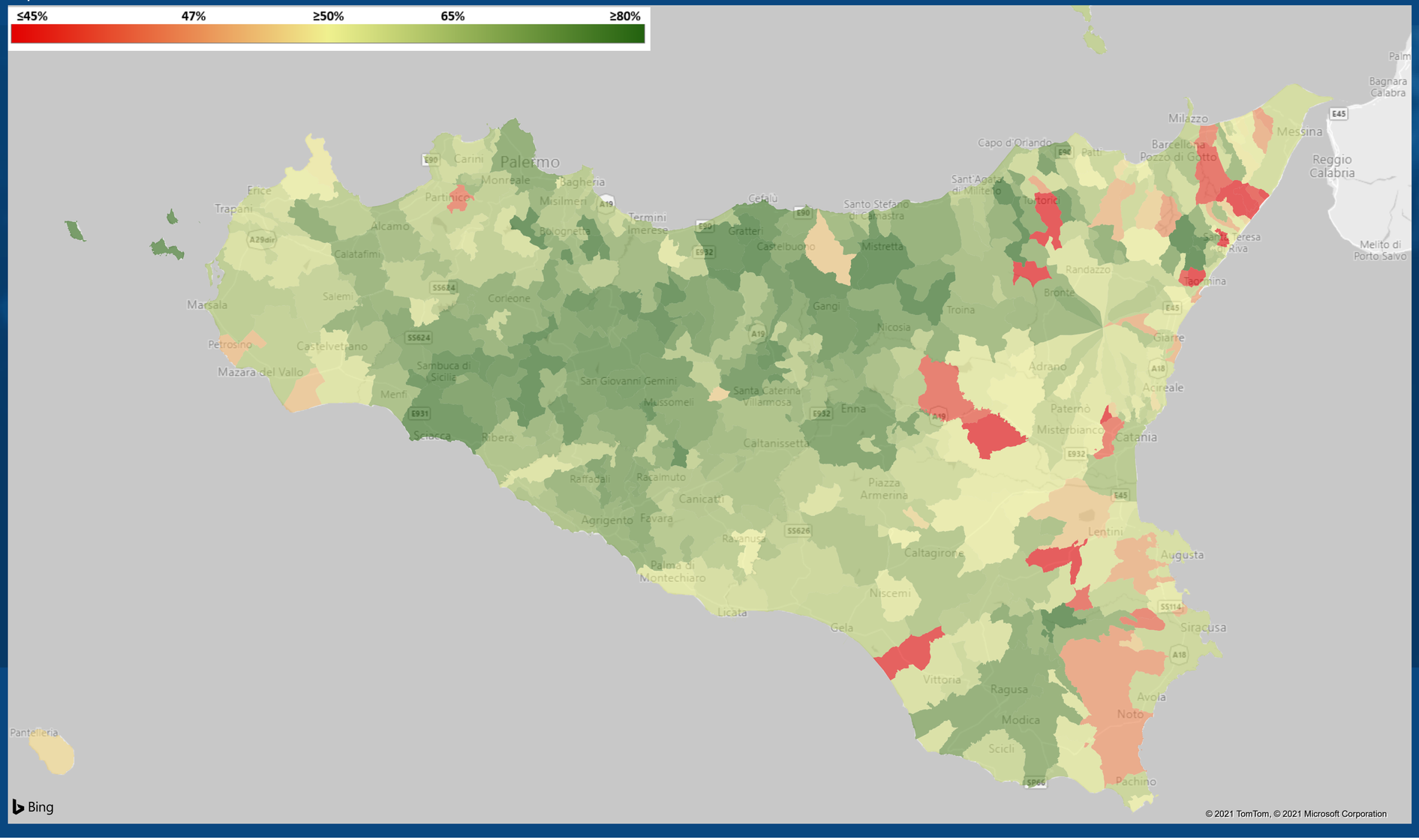

Provincia di residenza

- [ ] Seleziona tutto
- [ ] Agrigento
- [ ] Caltanissetta
- [ ] Catania
- [ ] Enna
- [ ] Messina
- [ ] Palermo
- [ ] Ragusa
- [ ] Siracusa
- [ ] Trapani

Fscia di età

- [ ] Seleziona tutto
- [ ] 20-29

Vaccino

Vaccino	Vaccinati
ASTRAZENECA	10052
JANSSEN	15305
MODERNA	35415
PFIZER	279246
Totale	**336466**

Regione Siciliana

Copertura vaccinazioni

27/12/2020 - 12/08/2021

Selezioni

Regione residenza = Sicilia Fascie di età= 30-39

Vaccinati con almeno una dose per territorio comunale

Copertura vaccinale

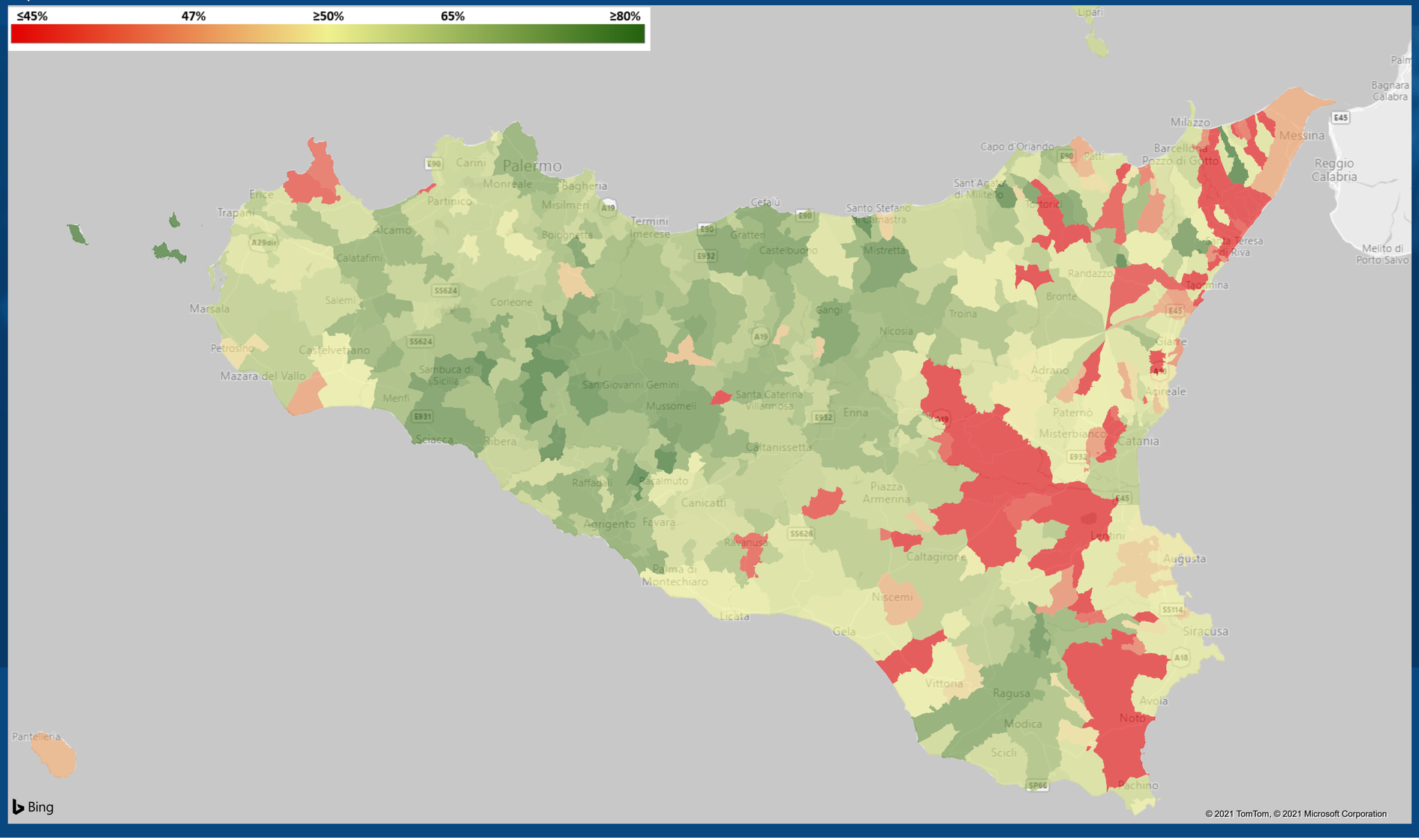

Provincia di residenza

- [ ] Seleziona tutto
- [ ] Agrigento
- [ ] Caltanissetta
- [ ] Catania
- [ ] Enna
- [ ] Messina
- [ ] Palermo
- [ ] Ragusa
- [ ] Siracusa
- [ ] Trapani

Fscia di età

- [ ] Seleziona tutto
- [ ] 30-39

Vaccino

Vaccino	Vaccinati
ASTRAZENECA	18660
JANSSEN	14424
MODERNA	36026
PFIZER	268295
Totale	**334359**

Regione Siciliana

Copertura vaccinazioni

28/12/2020 - 12/08/2021

Selezioni

Regione residenza = Sicilia Fascie di età= 50-59

Vaccinati con almeno una dose per territorio comunale

Copertura vaccinale

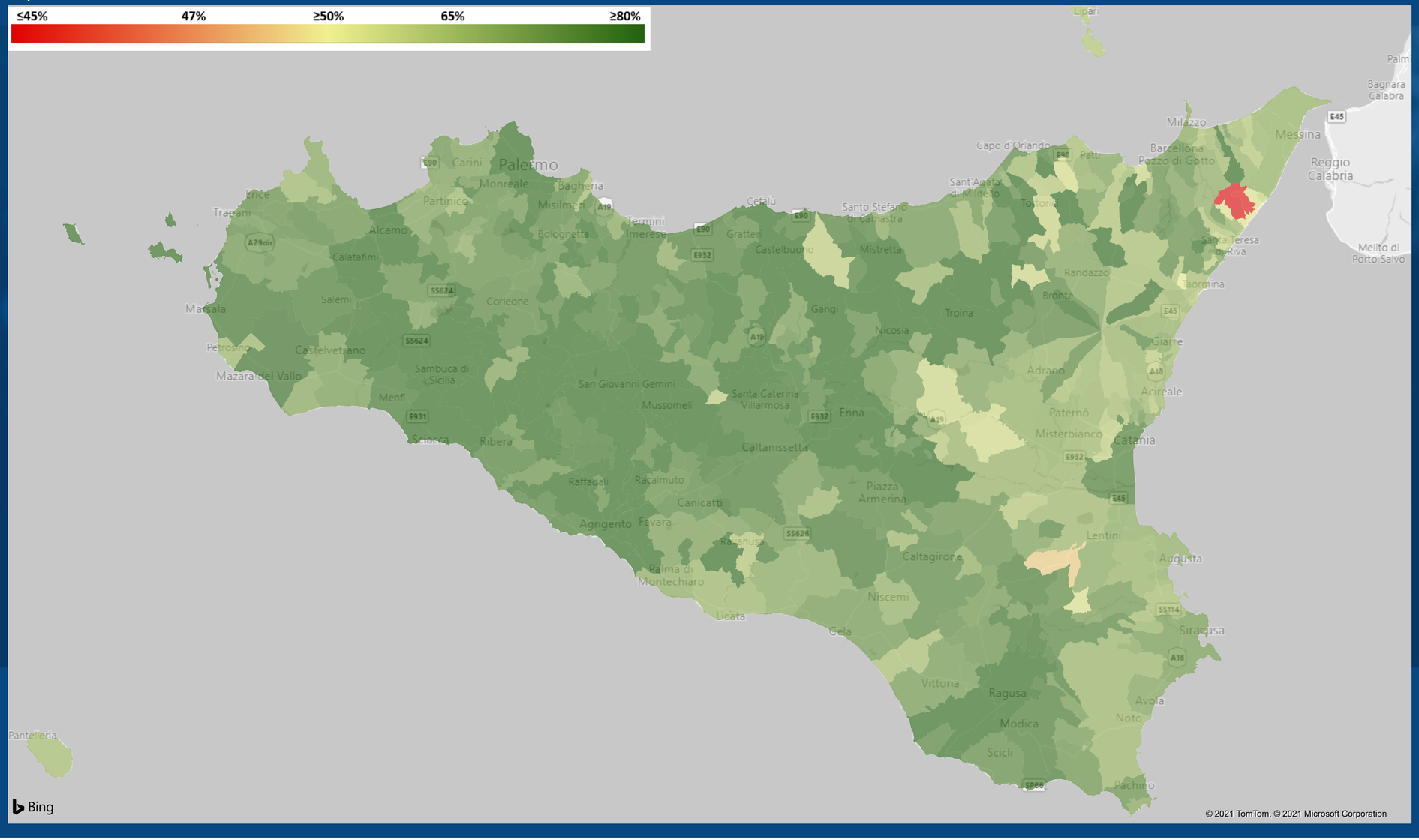

Provincia di residenza

- [ ] Seleziona tutto
- [ ] Agrigento
- [ ] Caltanissetta
- [ ] Catania
- [ ] Enna
- [ ] Messina
- [ ] Palermo
- [ ] Ragusa
- [ ] Siracusa
- [ ] Trapani

Fscia di età

- [ ] Seleziona tutto
- [ ] 50-59

Vaccino

Vaccino	Vaccinati
ASTRAZENECA	61540
JANSSEN	21353
MODERNA	61220
PFIZER	397673
Totale	**533034**

Regione Siciliana

Copertura vaccinazioni

28/12/2020 - 12/08/2021

Selezioni

Regione residenza = Sicilia Fascie di età= 60-69

Provincia di residenza

- [ ] Seleziona tutto
- [ ] Agrigento
- [ ] Caltanissetta
- [ ] Catania
- [ ] Enna
- [ ] Messina
- [ ] Palermo
- [ ] Ragusa
- [ ] Siracusa
- [ ] Trapani

Fscia di età

- [ ] Seleziona tutto
- [ ] 60-69

Vaccino

Vaccino	Vaccinati
ASTRAZENECA	100254
JANSSEN	15031
MODERNA	52340
PFIZER	319537
Totale	**482932**

Vaccinati con almeno una dose per territorio comunale

Copertura vaccinale

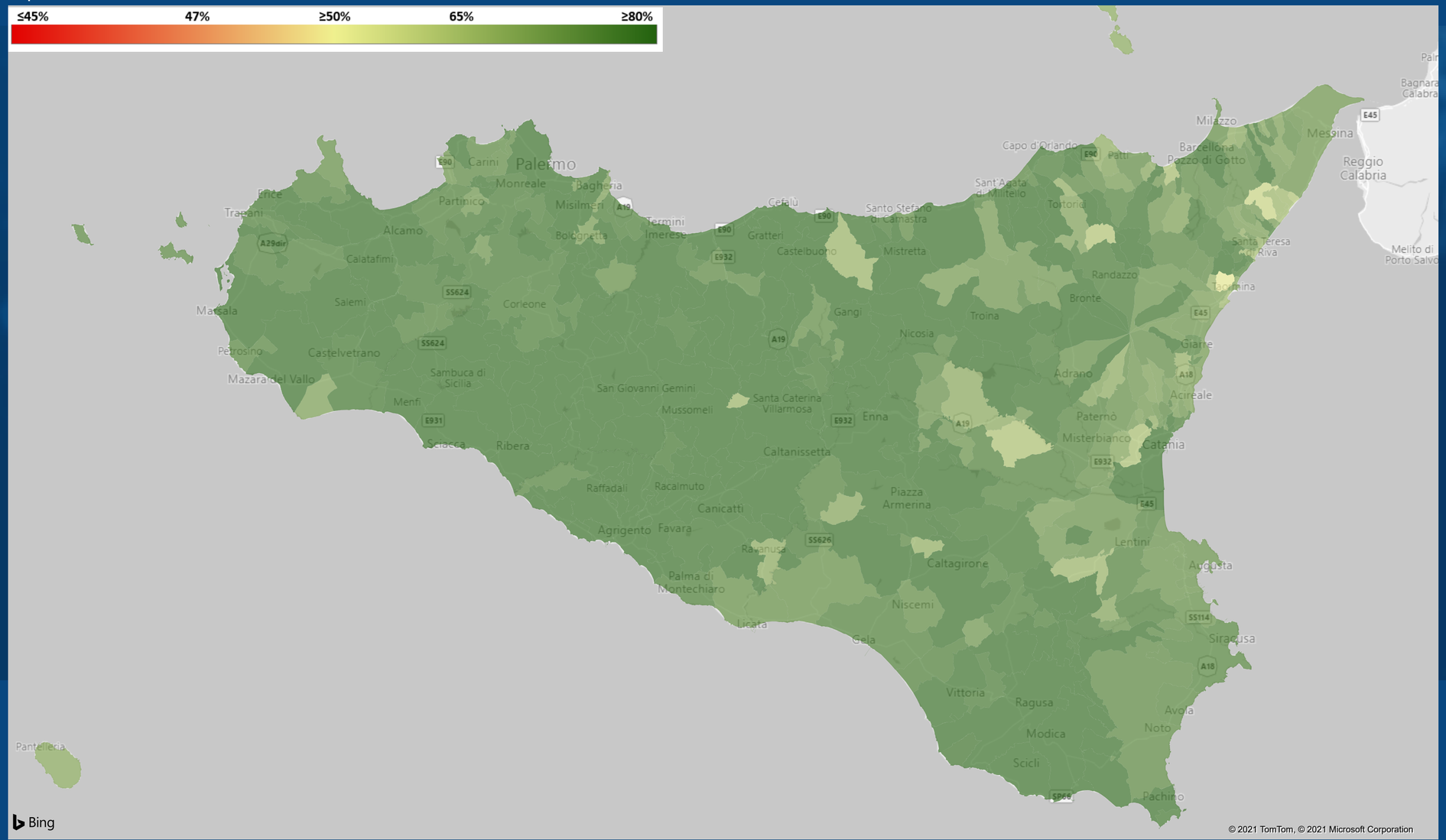

Regione Siciliana

Copertura vaccinazioni

03/01/2021 - 12/08/2021

Selezioni

Regione residenza = Sicilia Fascie di età= 70-79

Vaccinati con almeno una dose per territorio comunale

Copertura vaccinale

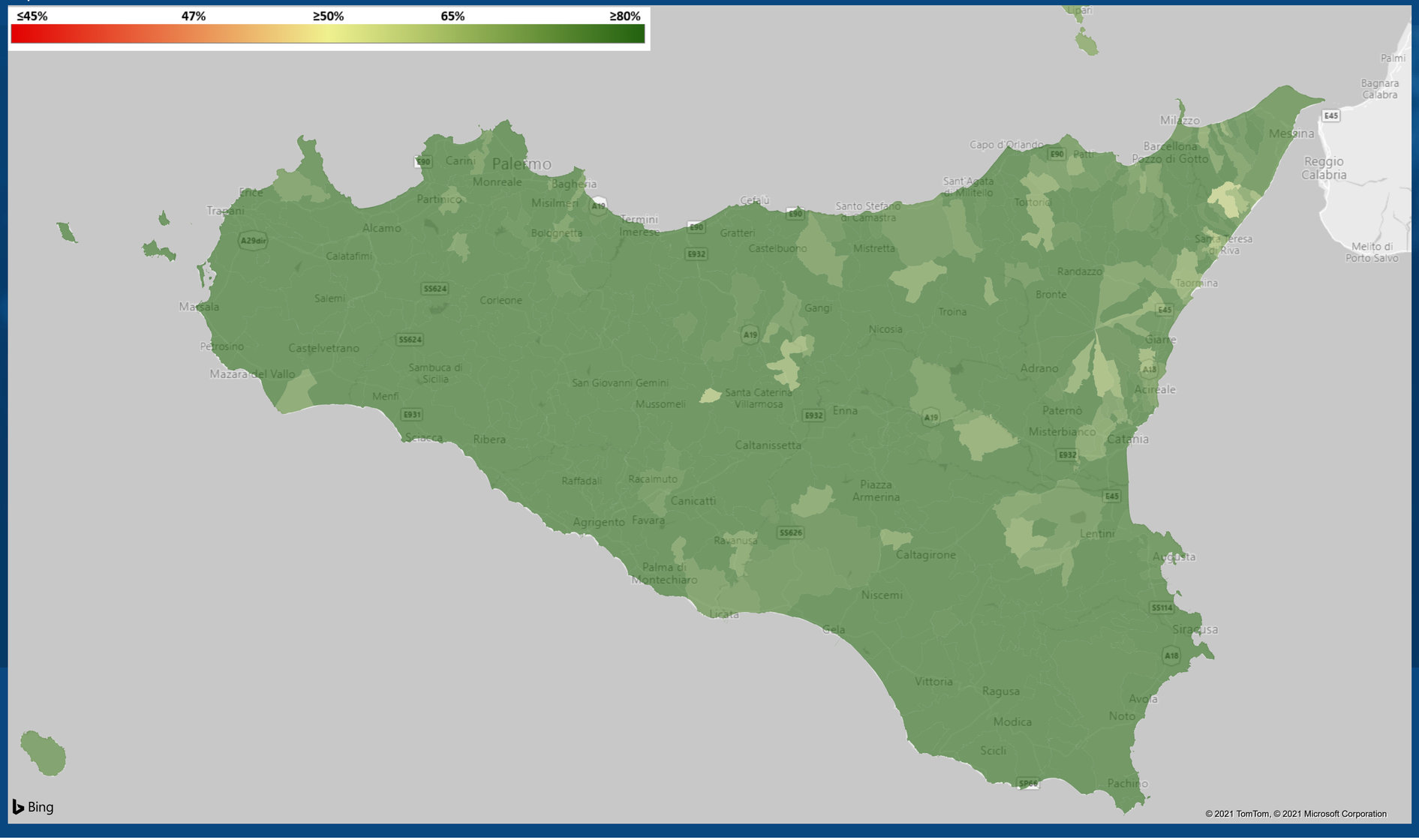

Provincia di residenza

- [ ] Seleziona tutto
- [ ] Agrigento
- [ ] Caltanissetta
- [ ] Catania
- [ ] Enna
- [ ] Messina
- [ ] Palermo
- [ ] Ragusa
- [ ] Siracusa
- [ ] Trapani

Fscia di età

- [ ] Seleziona tutto
- [ ] 70-79

Vaccino

Vaccino	Vaccinati
ASTRAZENECA	82387
JANSSEN	4838
MODERNA	47271
PFIZER	252877
Totale	**384675**

Regione Siciliana

Copertura vaccinazioni

27/12/2020 - 12/08/2021

Selezioni

Regione residenza = Sicilia Fascie di età= 80->

Vaccinati con almeno una dose per territorio comunale

Copertura vaccinale

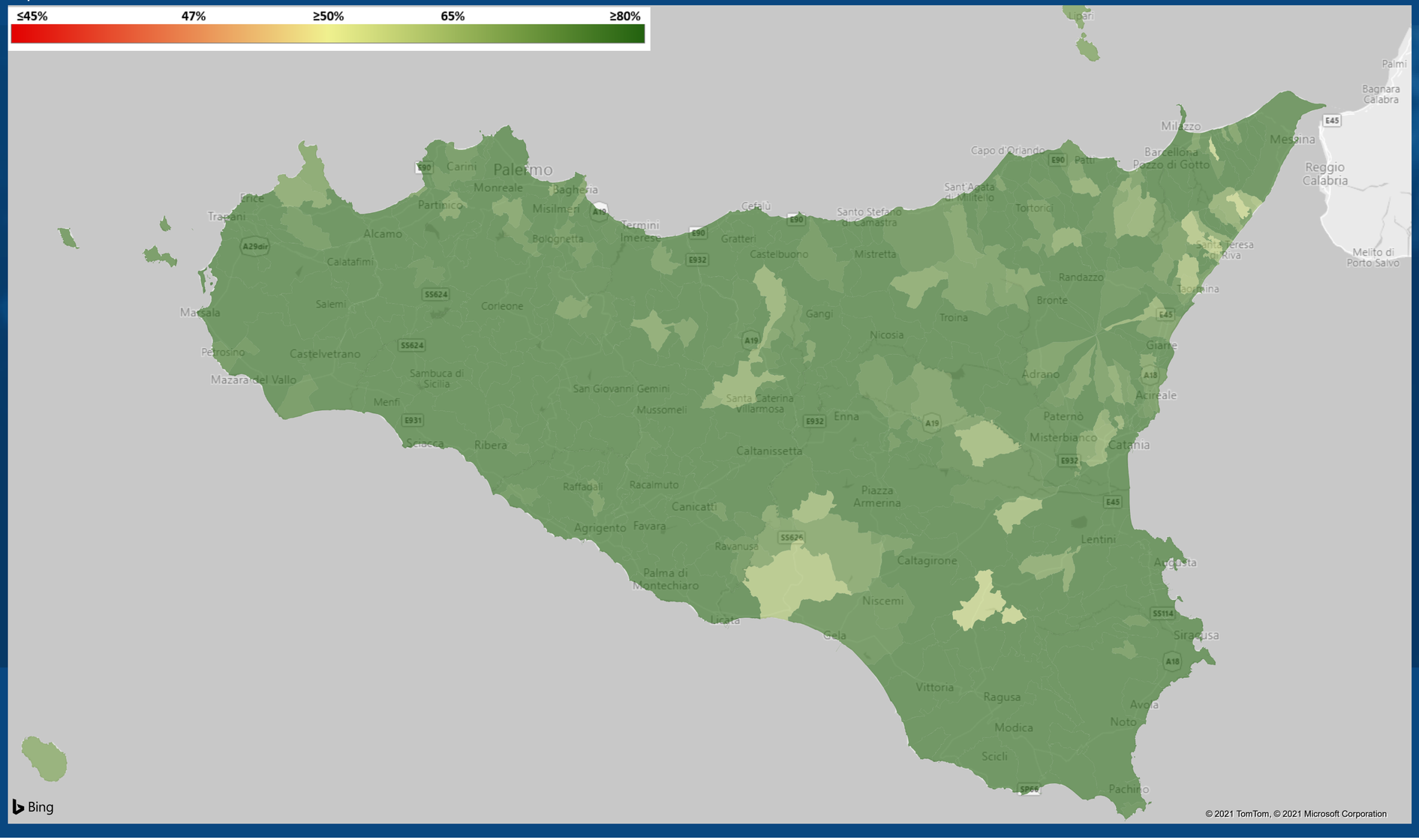

Provincia di residenza

- [ ] Seleziona tutto
- [ ] Agrigento
- [ ] Caltanissetta
- [ ] Catania
- [ ] Enna
- [ ] Messina
- [ ] Palermo
- [ ] Ragusa
- [ ] Siracusa
- [ ] Trapani

Fscia di età

- [ ] Seleziona tutto
- [ ] 80->

Vaccino

Vaccino	Vaccinati
ASTRAZENECA	382
JANSSEN	121
MODERNA	41963
PFIZER	231433
Totale	**273856**